


March National Tracking Poll Governance, Performance & Elections

24th June 2026





- The June 2026 tracking poll by Global InfoAnalytics shows seven in ten Ghanaians approve of the way President John Mahama is performing his job as president. The poll shows 71% of Ghanaians approve of his performance compared to 67% in March 2026, representing an increase of 4%. This represent a new high for any president in the regular tracking poll since 2020. Only 23% disapprove of his performance while 6% did not have an opinion.
- The poll also shows majority of voters in all the region approve of his performance as president, unchanged from March 2026. In the capital Greater Accra, 73% of voters approve of the president’s performance while in the Ashanti region, it is 55%. In the Central, 70%, Eastern region, Western, 76%, Northern, 57% and Volta, 76. Ahafo and North East recorded the lowest approval rating of 40% and 52% respectively while Savannah and Western North recorded the highest, 86% and 82% respectively.
- However, on party lines, the poll shows majority of voters from all parties approve of the performance of the president except sympathizers of the main opposition party, the NPP. Only 37% of NPP voters approve of the performance of the president compared 54% who disapprove. 91% of NDC approve his performance compared to 6% who disapprove. For floating voters, 65% approve while 22% disapprove. 65% of other parties approve of his performance while 22% disapprove. For those who do not disclose their political party affiliations, 69% approve while 22% disapprove.



- On the question of whether Ghana is headed in the right or wrong direction, 66% of Ghanaians say the country is headed in the right direction compared to 27% who say wrong direction.
- Majority of voters in all the regions say the country is headed in the right direction except in Ahafo where 39% say they have no opinion. Also in the Ashanti region, voters are split in middle with 46% saying right direction and 47% saying wrong direction. In the Northern region, slight majority, 49% say wrong direction while 47% say right direction.
- On the standard of living of Ghanaians, the poll shows 57% say it has improved compared to a year ago while 16% say it has worsened while 23% say it stayed the same. The poll also shows that 68% of Ghanaians are optimistic their standard of living will improve in the next month compared 21% who are not optimistic .
- On the state of corruption in Ghana today, 54% say it has improved compared to 21% who say it has gotten worse with another 20% saying it has remained the same and 5% did not have an opinion.
- The poll shows that Ghanaians believe both Attorney General and OSP can fight corruption, however, the AG is perceived to be able to fight corruption better than the OPS according to the poll. While 24% of Ghanaians believe the AG can better fight corruption, only 16% believe the OSP can fight corruption better but 36% believe both can fight corruption while 13% said neither and 9% did not have an opinion.



- On the corruption perception score, minister/government appointees, the presidency and the military remain the top least perceived corrupt public intuitions with average score of 4.90, 4.84 and 4.54 out of 10 respectively. The Police Service, Immigration Service and Business Executives top the chart with average score of 6.45, 5.69 and 5.45.
- Though the Ghana Police and Immigration Service are perceived as the most corrupt, the score has improved, suggesting slow change in public perception. However, Business Executives, who have performed averagely in the past have climbed to third position with a deteriorating score compared to the December 2025 report.
- On the areas Ghanaians perceived the government as failing, the poll shows that the unemployment, general economy and “dumsor” top the list with 44% of respondents citing unemployment, general economy, 32% and Dumsor, 29%.
- On the proposals to deal with examination malpractices in Ghana, Ghanaians were asked whether they agree or disagree with the proposal to publish pictures of adults involved in examination malpractices as a way to deter offenders, 67% agree while 13% disagree and 20% were neutral.



- Ghanaians also support the introduction of corporal punishment in schools to deal with the current state of indiscipline in the schools. The poll shows that 38% support reintroduction of corporal punishment, 28% support suspension, 20% support community service, 9% support punishment and 5% support retrospective justice in dealing with acts of indiscipline in schools.
- On future political leadership of the country, the poll shows that majority of Ghanaians prefer the country to be led by young leaders. 57% of Ghanaians according the poll prefer young people to lead the country compared to 26% who said “No” while 19% did not have an opinion.
- However, when respondents were asked what age group, they consider as too old to lead the country, 21% said for them, age is irrelevant while 36% say between 50-64 is too old. 46% of respondents however pegged ages above 65 as too old. The poll also shows that majority of voters in all the regions, except Ashanti, Bono and Western North regions, prefer the country to be led by younger people.
- The poll which was carried from 30th May to 12th June 2026, sampled 8,784 voters from all the 16 regions and from 84 constituencies. Samples were drawn from online respondents where 1,302 voters responded to the question while 7,484 were engaged via face-to-face interview across the country. The poll has confidence level of 99% and margin of error of $\pm 2.5\%$.

Summary of Findings

- The June 2026 tracking poll on the race to replace John Mahama may have taken a dramatic twist as the chairman of the National Democratic Congress, Johnson Asiedu Nketia and Haruna Iddrisu, the minister of education currently tied behind Ato Forson, the minister of finance. While the spat in the Northern region few weeks ago appear to have rallied the support the Haruna Iddrisu, the June 4th celebrations appear to boosted Chairman Asiedu Nketia in the Volta region.
- According to the poll, Ato Forson maintained his lead among general voters with 32.5%, Asiedu Nketia, 21.2%, Haruna Iddrisu, 21.1%, Prof Opoku-Agyemang, 8.5%, Julius Debrah, 7.5%, Eric Opoku, 3.5%, Joshua Alabi, 2.8% and other candidates, 3%.
- Among first-time voters, the poll shows Ato Forson leads with 28%, Haruna Iddrisu, 22%, Asiedu Nketia, 18%, Prof. Opoku-Agyemang, 12%, Julius Debrah, 8%, Eric Opoku, 5%, Joshua Alabi, 3% and others, 4%.
- The poll shows that new entrants into the race, Julius Debrah, Eric Opoku and Joshua benefited as Asiedu Nketia, Haruna Iddrisu and Prof Opoku Agyemang lost grounds compared to the March 2026 poll. The poll shows the biggest losers were Prof Opoku-Agyemang who lost 5.5%, Asiedu Nketia, 3.9%, Haruna Iddrisu, 1.9% and others 2.0%.
- In the regional blocs, Ato Forson has a commanding lead in the swing and Akan bloc, Asiedu Nketia leads in the Volta/Oti while Haruna Iddrisu controls the northern bloc.

Summary of Findings

- Ato Forson leads in the swing regions with 47%, Asiedu Nketia, 20%, Haruna Iddrisu, 12%, Prof Opoku-Agyemang, 7% and Julius Debrah, 8%. In the Akan regions, Ato Forson, 42%, Asiedu Nketia, 20%, Haruna Iddrisu, 12%, Prof. Opoku-Agyemang, 9% and Julius Debrah, 9%.
- In the Volta/Oti bloc, Asiedu Nketia leads with 29%, Ato Forson, 16%, Prof Opoku-Agyemang, 15%, Haruna Iddrisu, 14%, Julius Debrah, 9% and Joshua Alabi, 9%. In the Northern bloc, Haruna Iddrisu leads with 60%, Asiedu Nketia, 12%, Prof. Opoku-Agyemang, 12% and Ato Forson, 6%.
- However, in a head-to-head between Ato Forson and Asiedu Nketia, Ato Forson leads with 62% and Asiedu Nketia, 38%. In the race between Haruna Iddrisu and Asiedu Nketia, Haruna Iddrisu leads with 51% and Asiedu Nketia 49%. However, in a head-to-head between Ato Forson and Haruna Iddrisu, Ato Forson leads with 62% and Haruna Iddrisu, 38%.
- In the 2028 election outlook, the scenarios shows that only four out of the seven NDC potential candidates leads Dr Bawumia while the other three trail him. In the race between Dr. Ato Forson and Dr Bawumia, the poll shows Ato Forson leads Dr Mahamudu Bawumia 54% to 34% among all voters and among first-time voters, Ato Forson leads Dr Bawumia 53% to 29%.



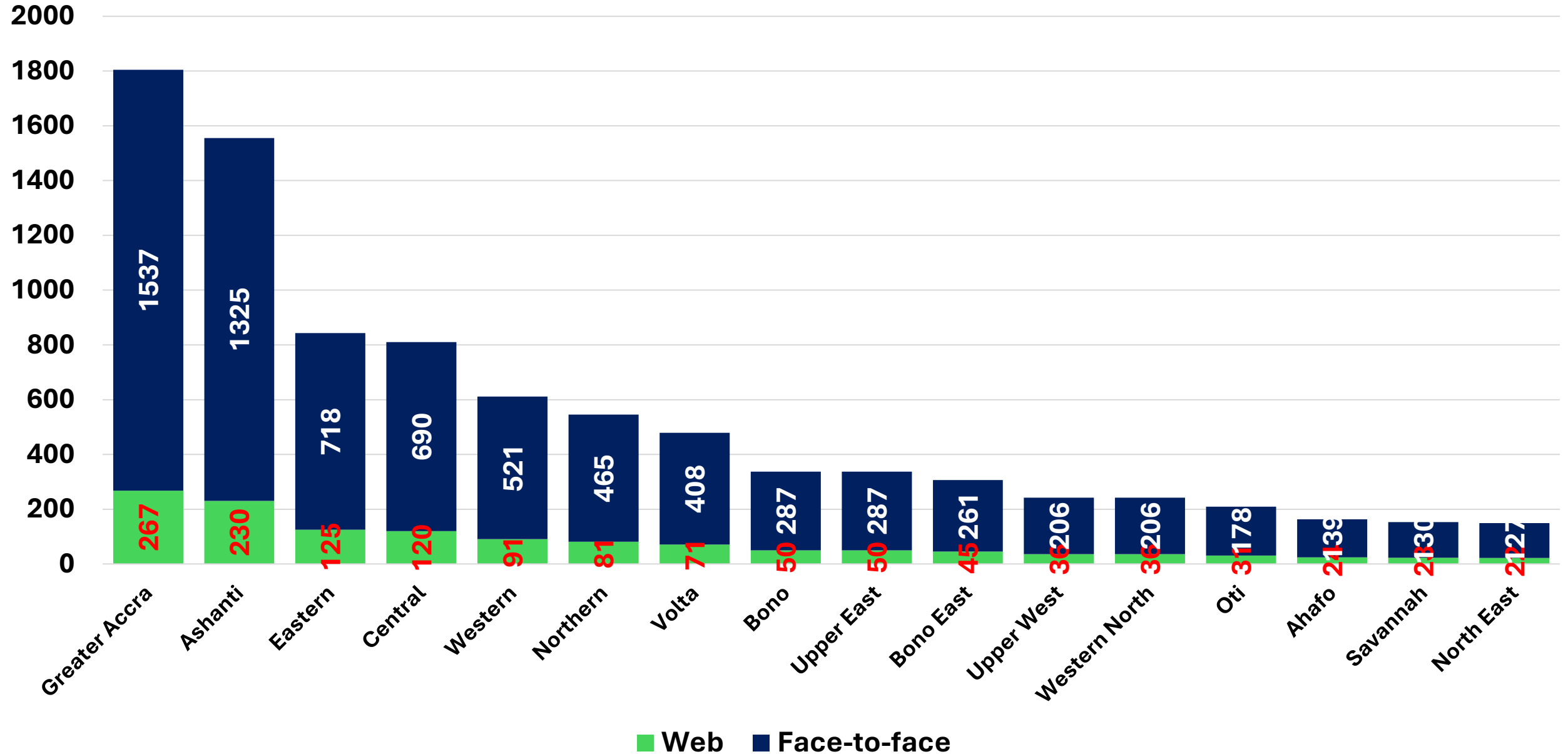
Summary of Findings

- In the between Asiedu Nketia and Dr Bawumia, among all voters, Asiedu Nketia leads with 49% and Dr Bawumia 38%, however, among first-time voters, Asiedu Nketia, 49% and Dr Bawumia, 31%.
- In a head-to-head between Haruna Iddrisu and Dr Bawumia among all voters, Haruna Iddrisu, 51% and Dr Bawumia, 36%, however, among first-time voters, Haruna Iddrisu leads 50% and Dr Bawumia, 28%. In the case of Prof. Opoku Agyemang and Dr Bawumia among all voters, the vice president leads with 44% and Dr Bawumia, 40% and among first-time voters, Prof Opoku-Agyemang, 37% and Dr Bawumia, 34%.
- In a head-to-head with the chief of staff, Julius Debrah, the poll shows Dr Bawumia leads with 42% and Julius Debrah, 40%. Dr Bawumia also leads Eric Opoku, Agric minister, 46% to 31%. Finally, Dr Bawumia leads Joshua Alabi 45% to 32%.
- The poll which was carried from 30th May to 12th June 2026, sampled 8,784 voters from all the 16 regions and from 84 constituencies. Samples were drawn from online respondents where 1,302 voters responded to the question while 7,484 were engaged via face-to-face interview across the country.

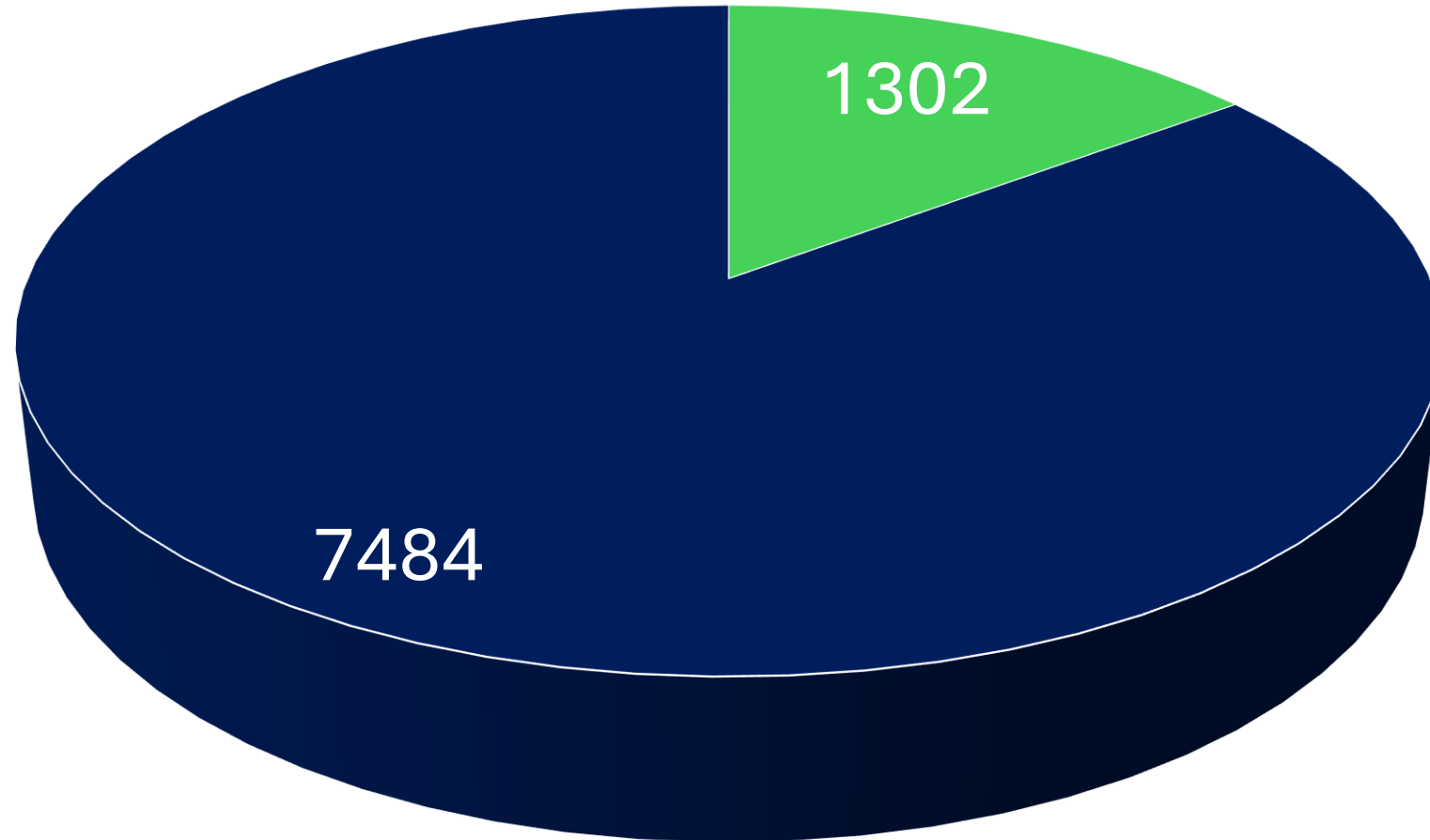
Methodology and Approach for the face-to-face

	FACE-TO-FACE	WEB
Sample Size	<ul style="list-style-type: none">• 7484	<ul style="list-style-type: none">• 1302
Sample Deployment and sample frame	<ul style="list-style-type: none">• 16 Regions + 83 Constituencies• EC 2024 Electoral Register	<ul style="list-style-type: none">• 16 Regions
Sample Method	<ul style="list-style-type: none">• Probability random sampling with regional quota limits for each region and constituency.	<ul style="list-style-type: none">• Online sampling with regional quota limits-non-random
Confidence Level	<ul style="list-style-type: none">• 99%	<ul style="list-style-type: none">• 99%
Margin of Error	<ul style="list-style-type: none">• $\pm 1.5\%$	<ul style="list-style-type: none">• $\pm 3.5\%$
Period of Interviews	4-12 June 2026	<ul style="list-style-type: none">• 30th – 4th June 2026

Regional Sample Allocation-Survey Mode

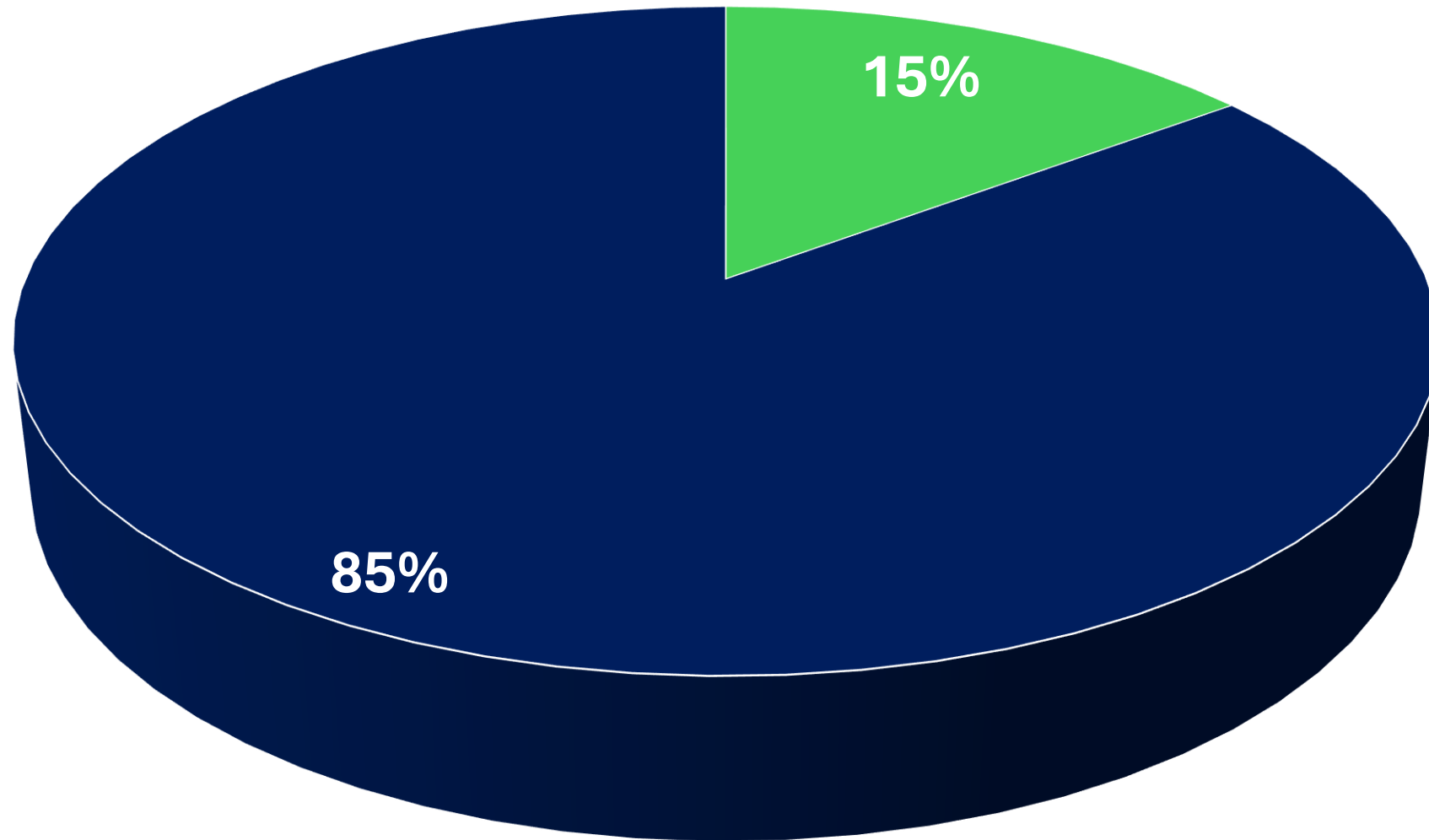


Survey Mode



■ Online/Web ■ Field - Face-to-Face

Survey Mode (%)




■ Online/Web ■ Field - Face-to-Face

Demographics



Gender

58%



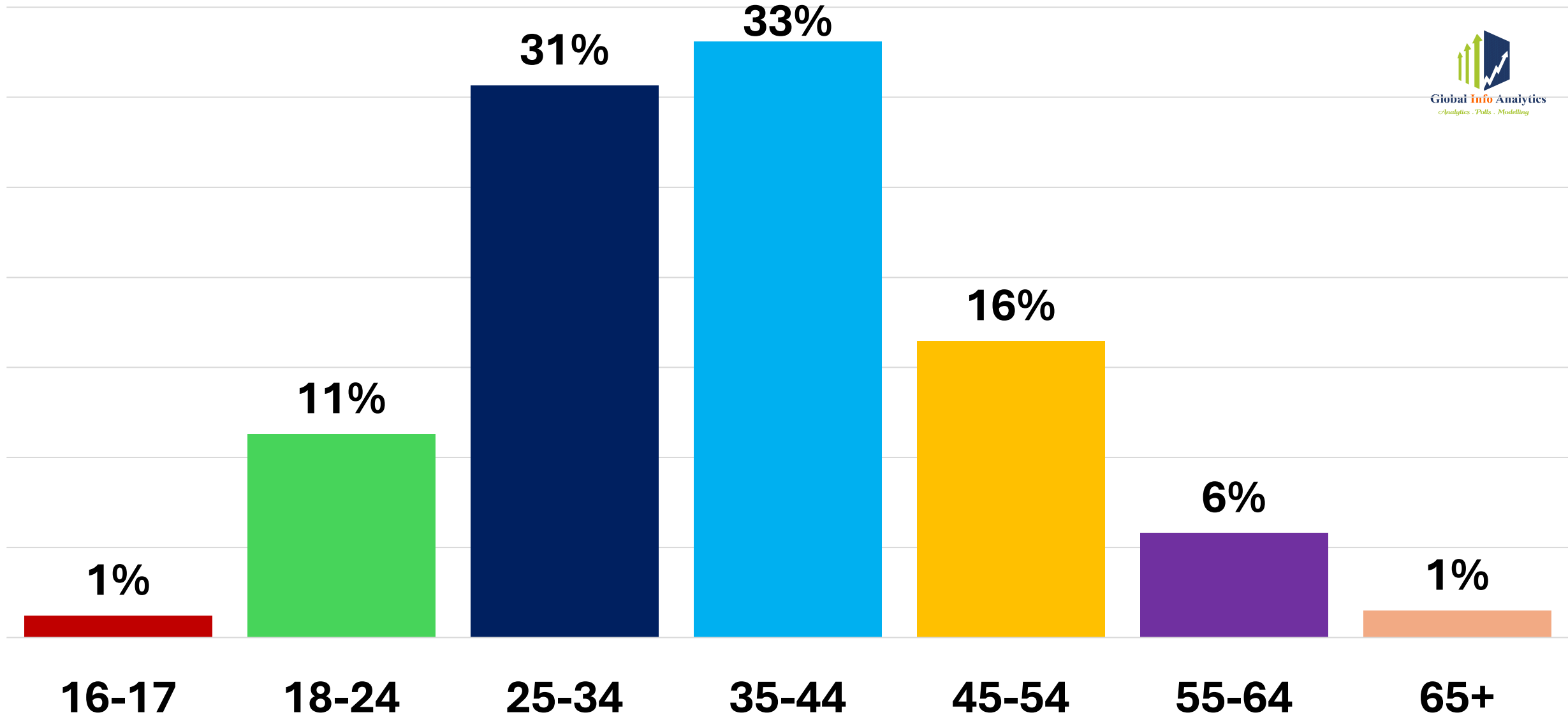
Male

42%

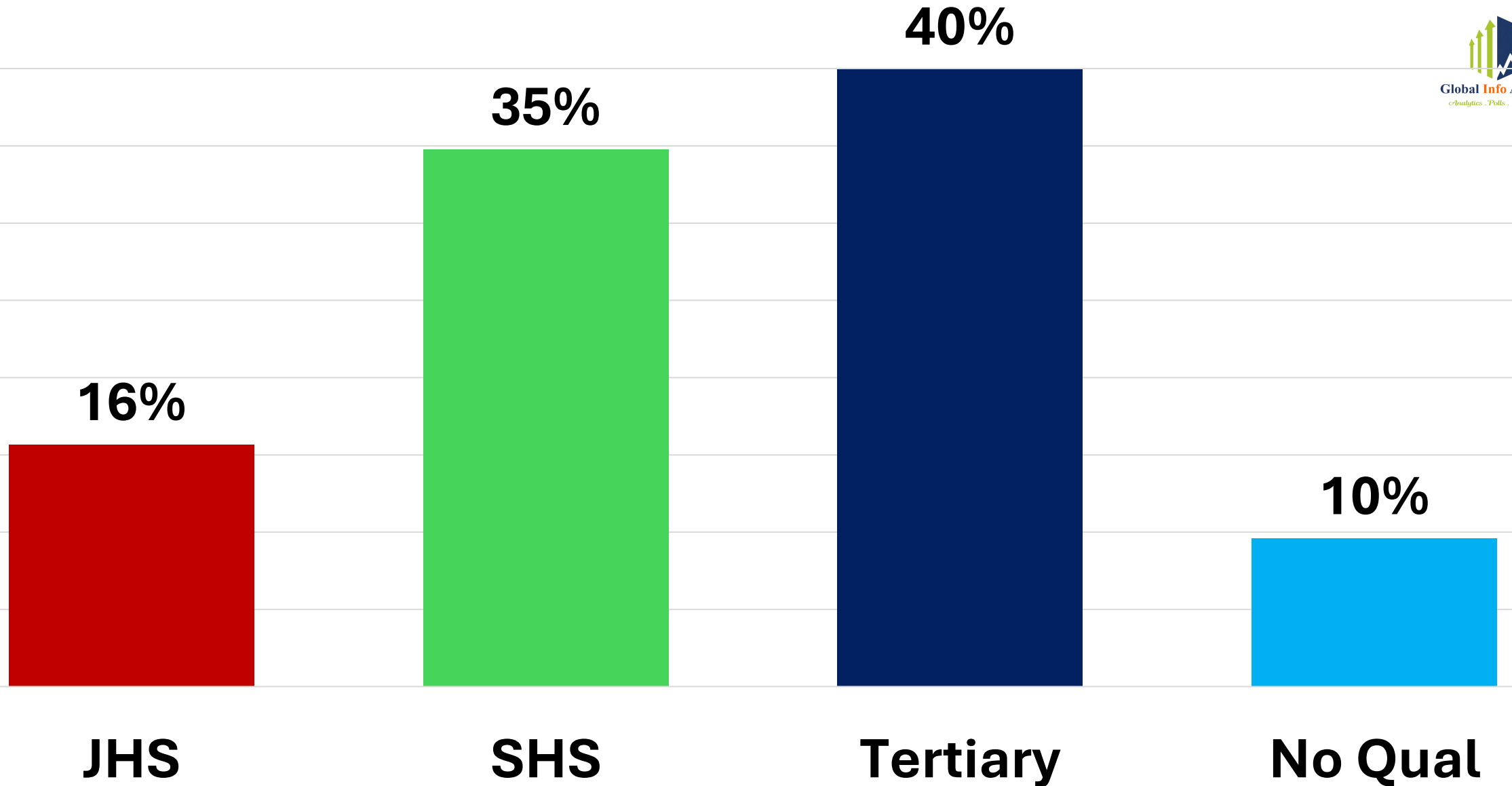


Female

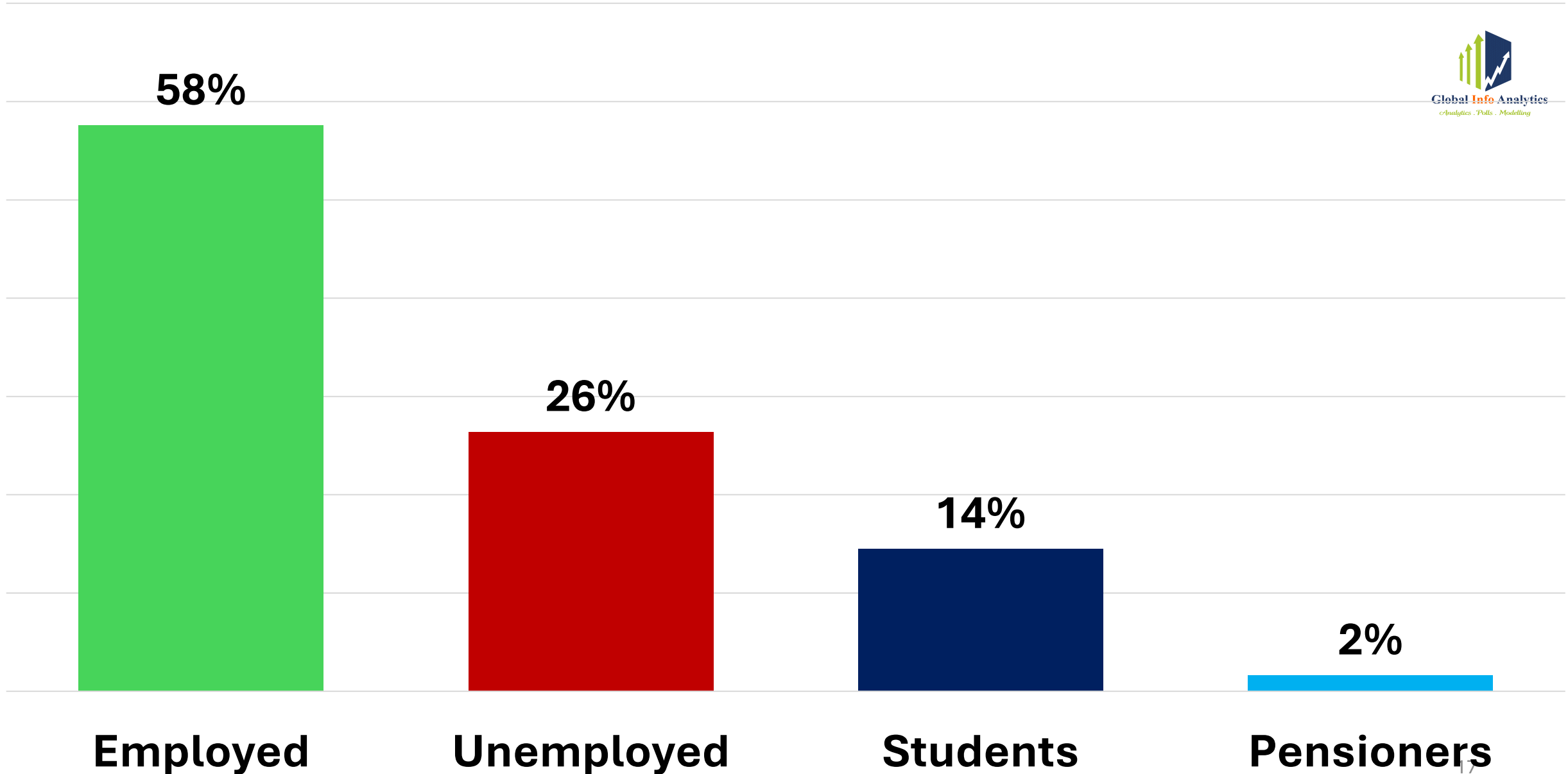
Age Groups



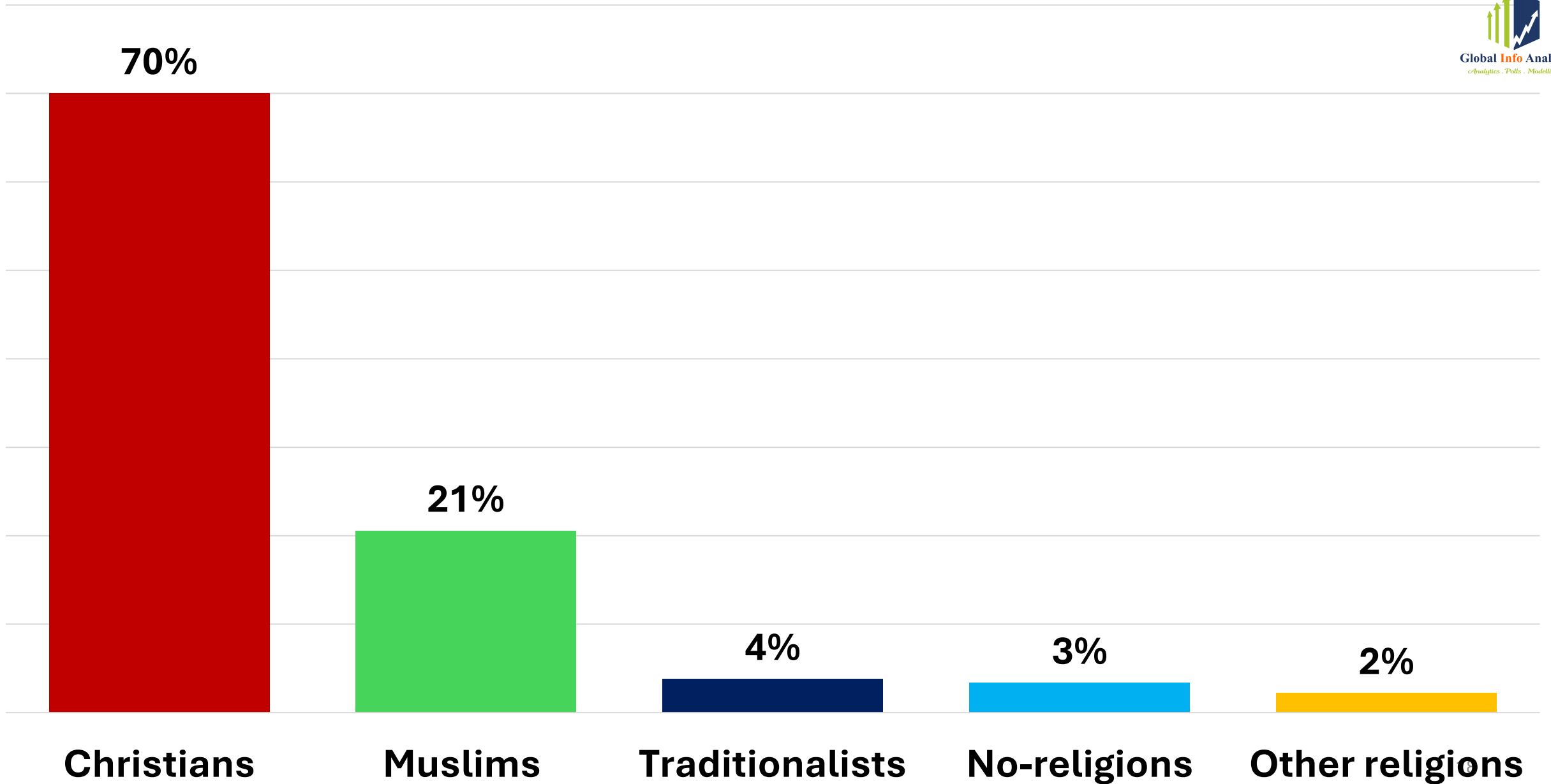
Education Level



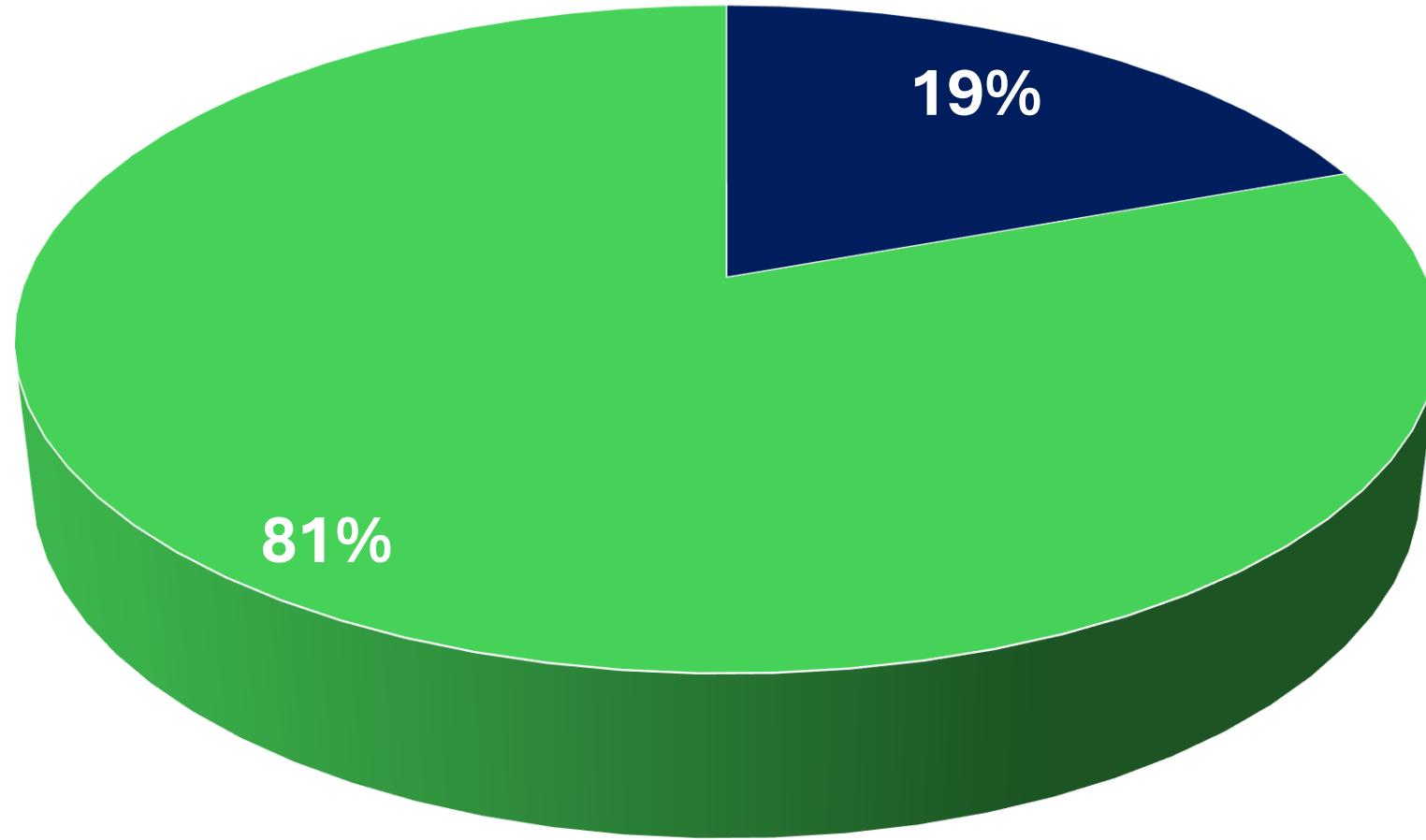
Employment Status



Religions

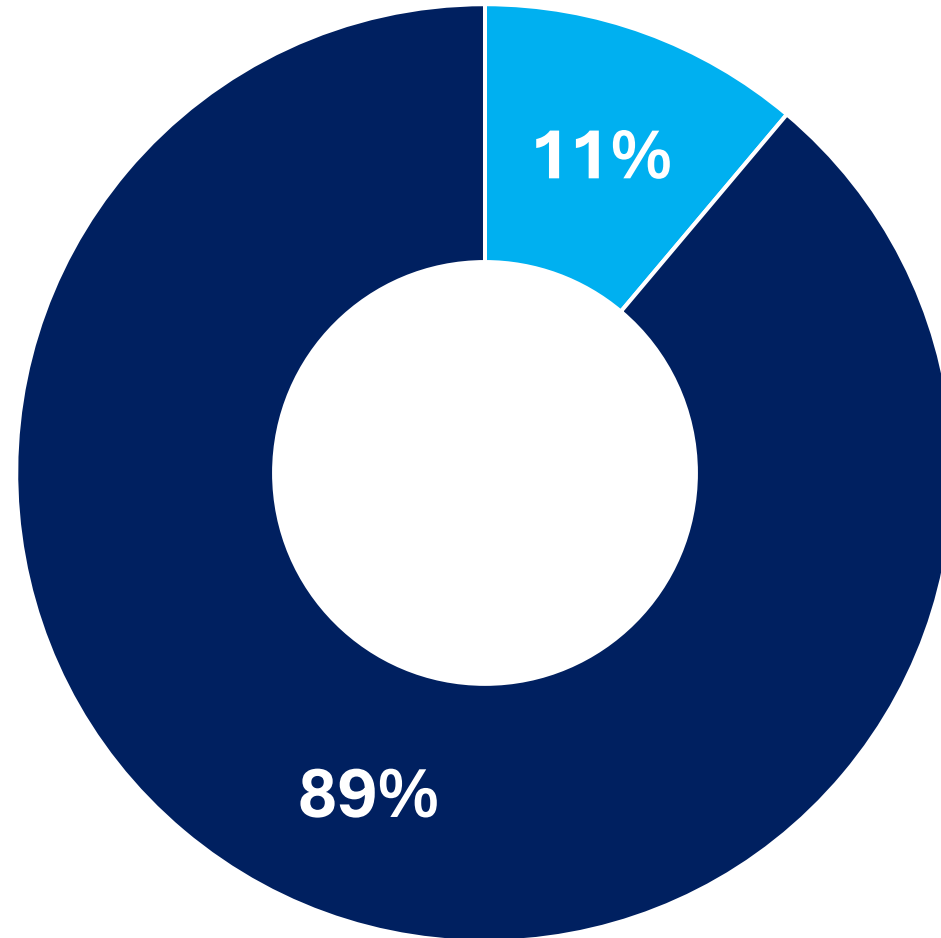


Respondents by voter type



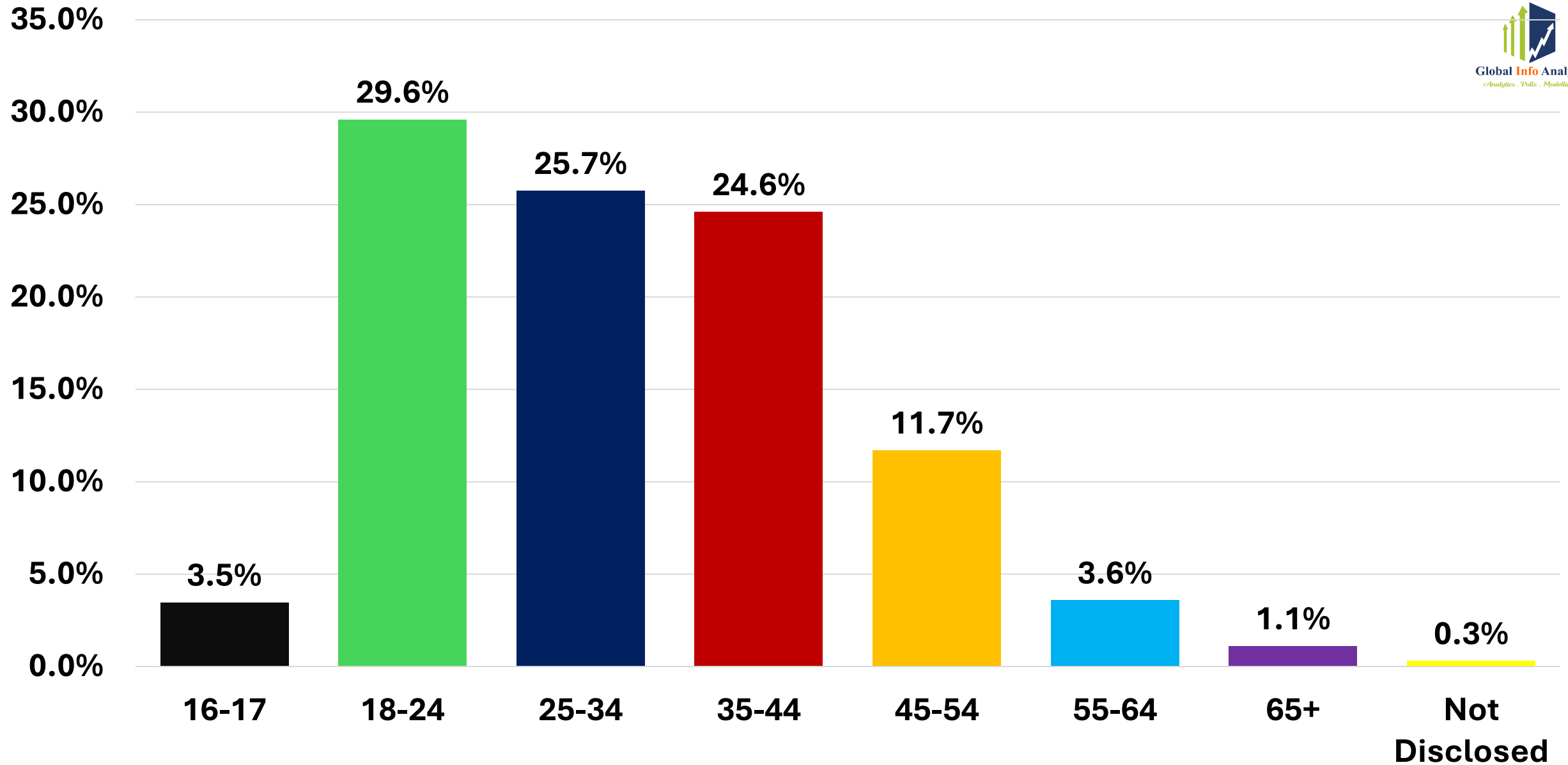
■ First-time ■ Non-First-time

Registered to vote?-First-time voters

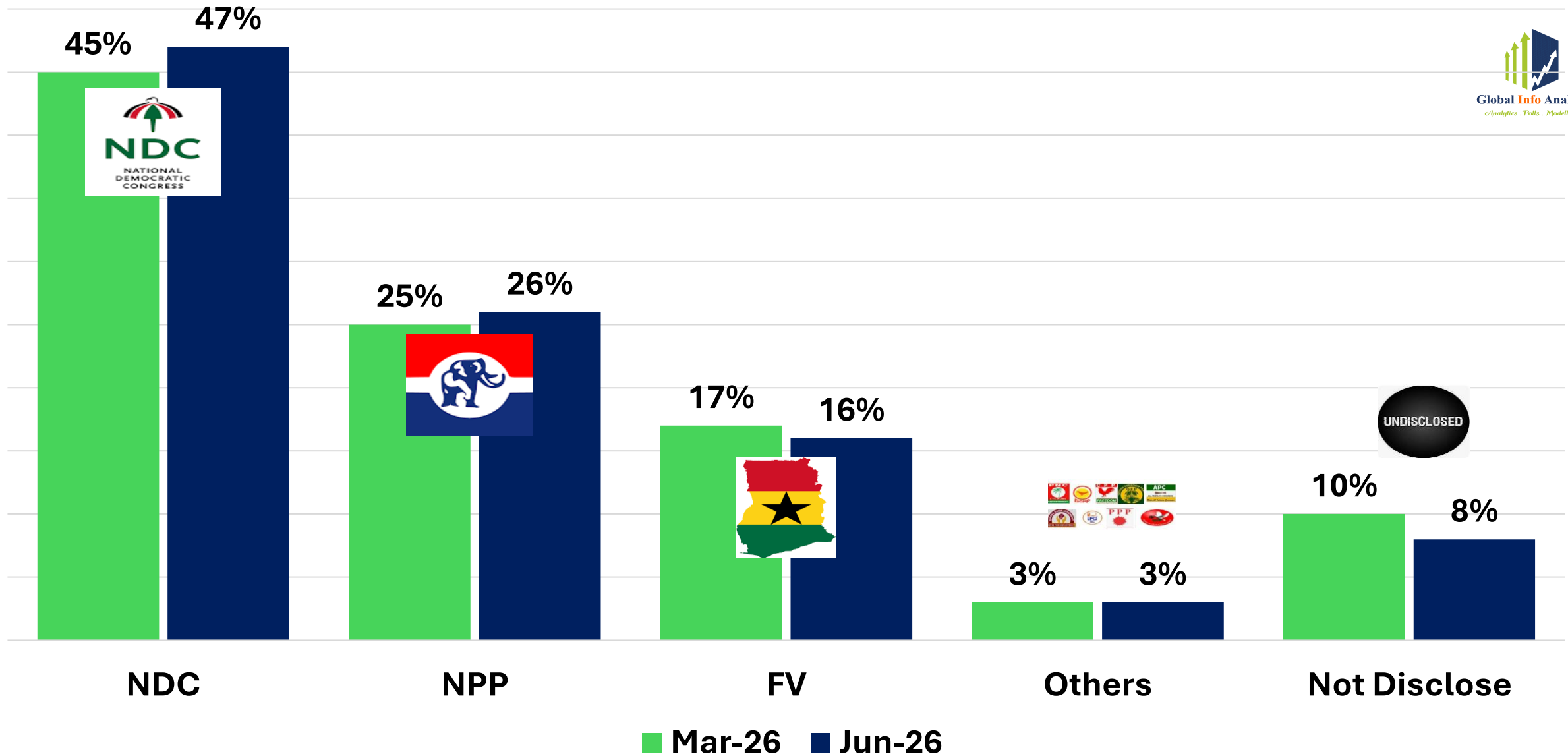


■ No ■ Yes

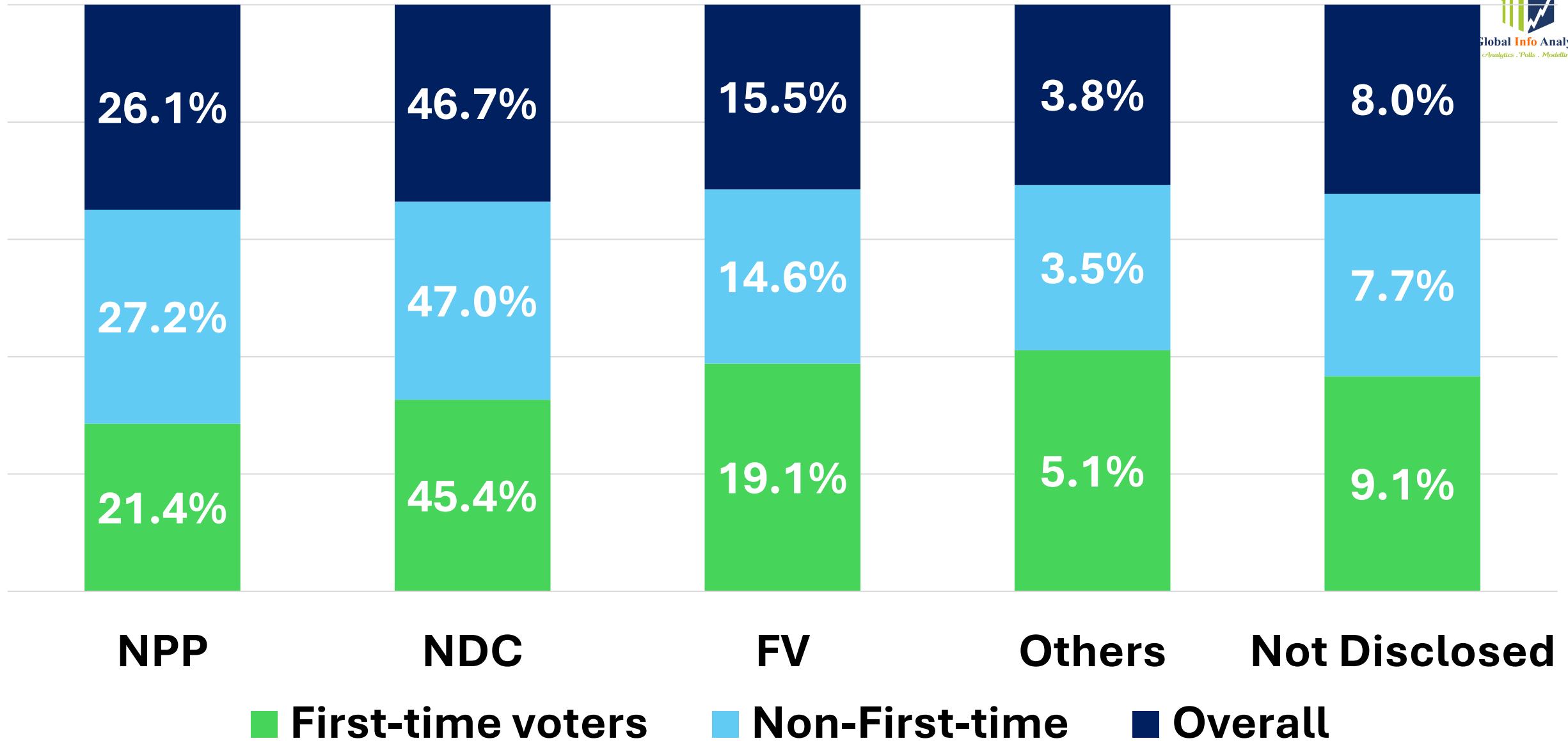
Age Profile of potential first-time voters



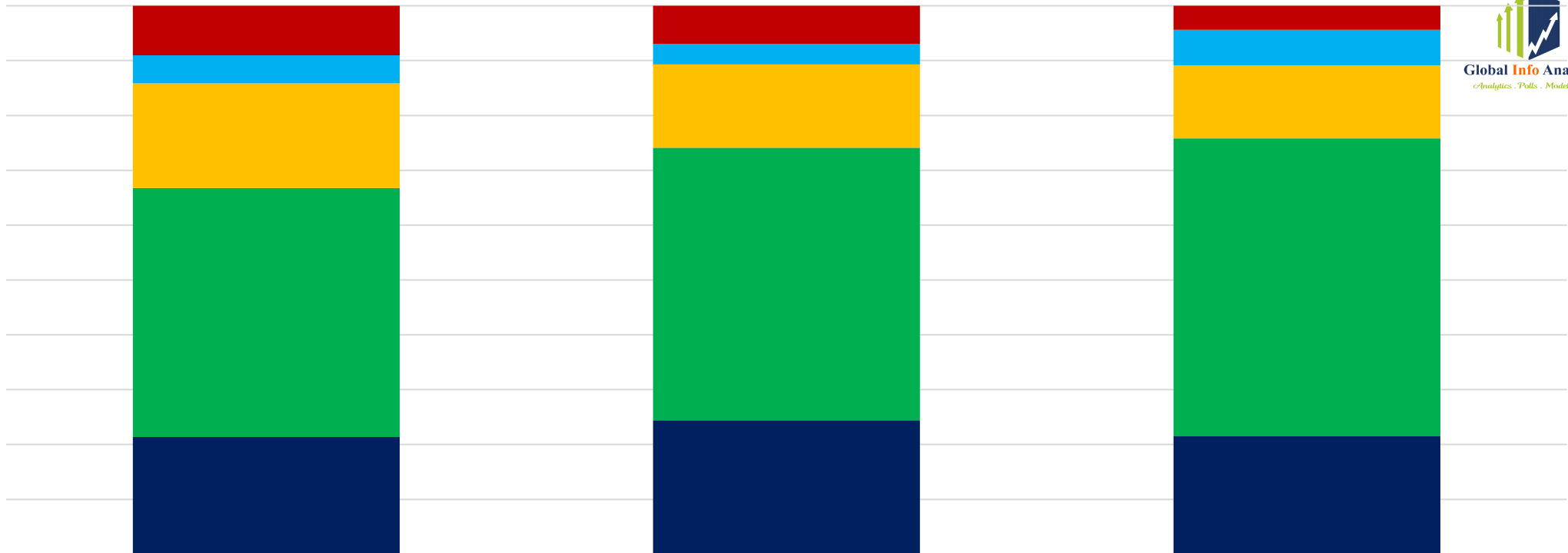
Party Affiliations



Party Affiliations-Voters Type

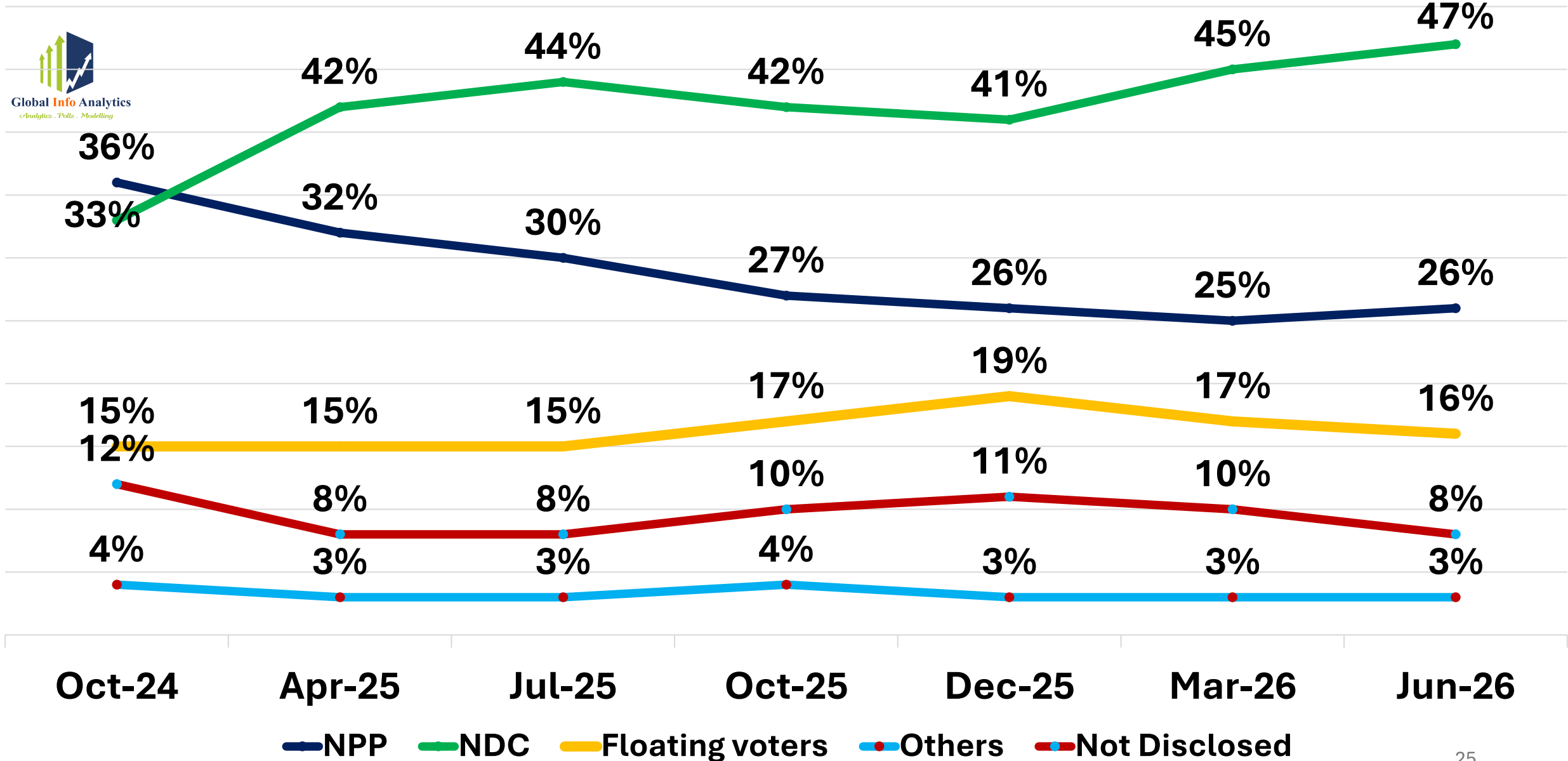


First-time voters – Insight in Swing Regions



	National	Swing Region (GAR, CR & WR)	New Swing (+ER)
■ Not Disclosed	9.1%	7.00%	4.40%
■ Others	5.1%	3.70%	6.50%
■ FV	19.1%	15.20%	13.30%
■ NDC	45.4%	49.70%	54.30%
■ NPP	21.4%	24.40%	21.50%

Trends in Political Party Affiliations- Trend Analysis

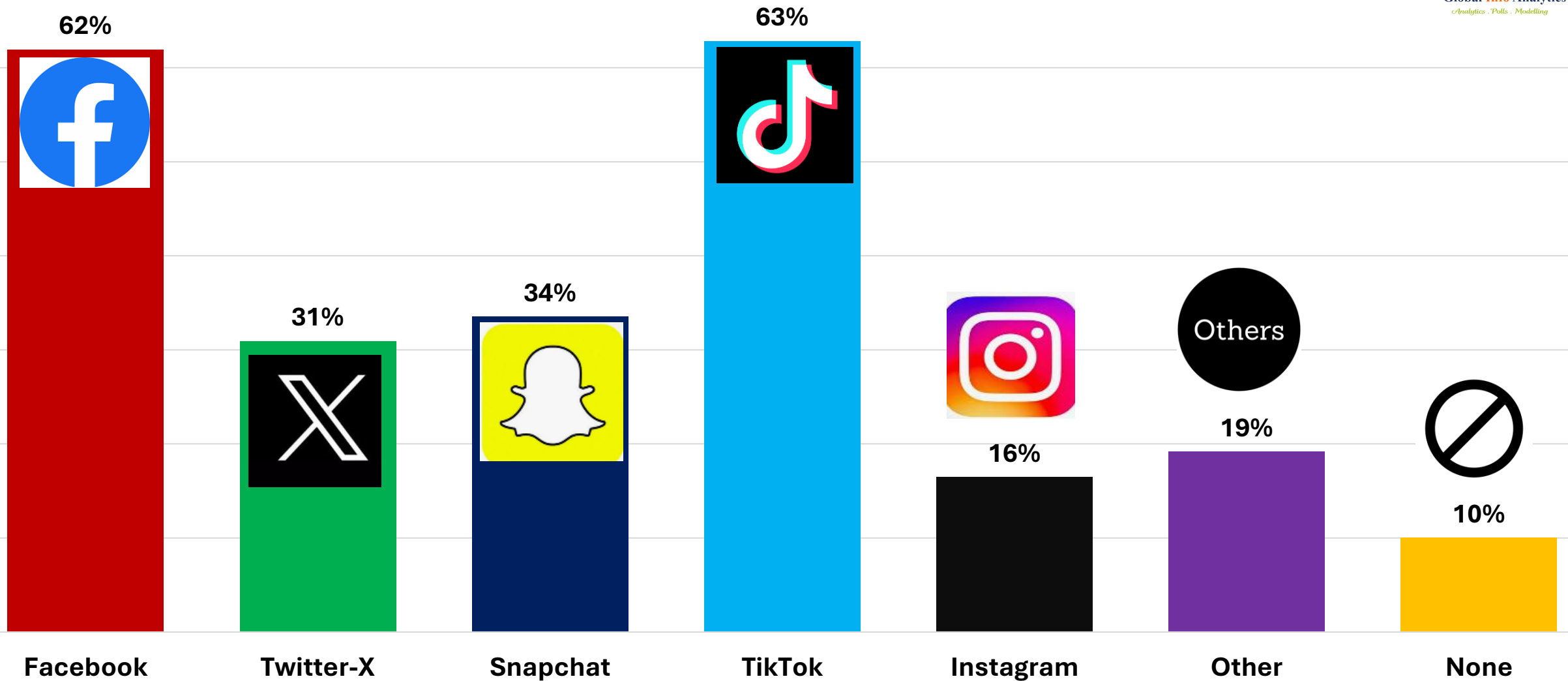


Social Media Platforms and voters


Voters and social media platforms



Global Info Analytics
Analytics · Polls · Modelling

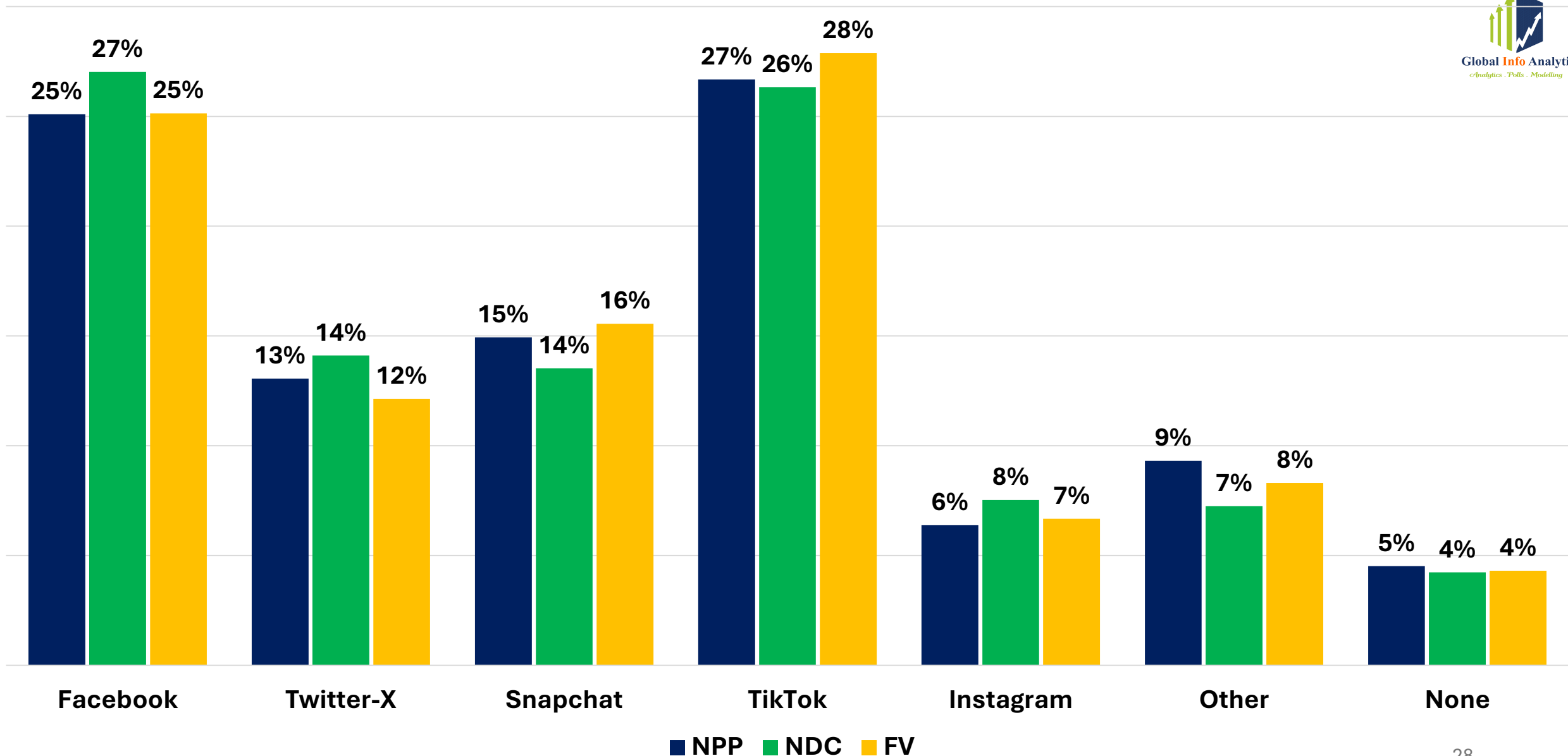


Social Media Platforms-Party Affiliations

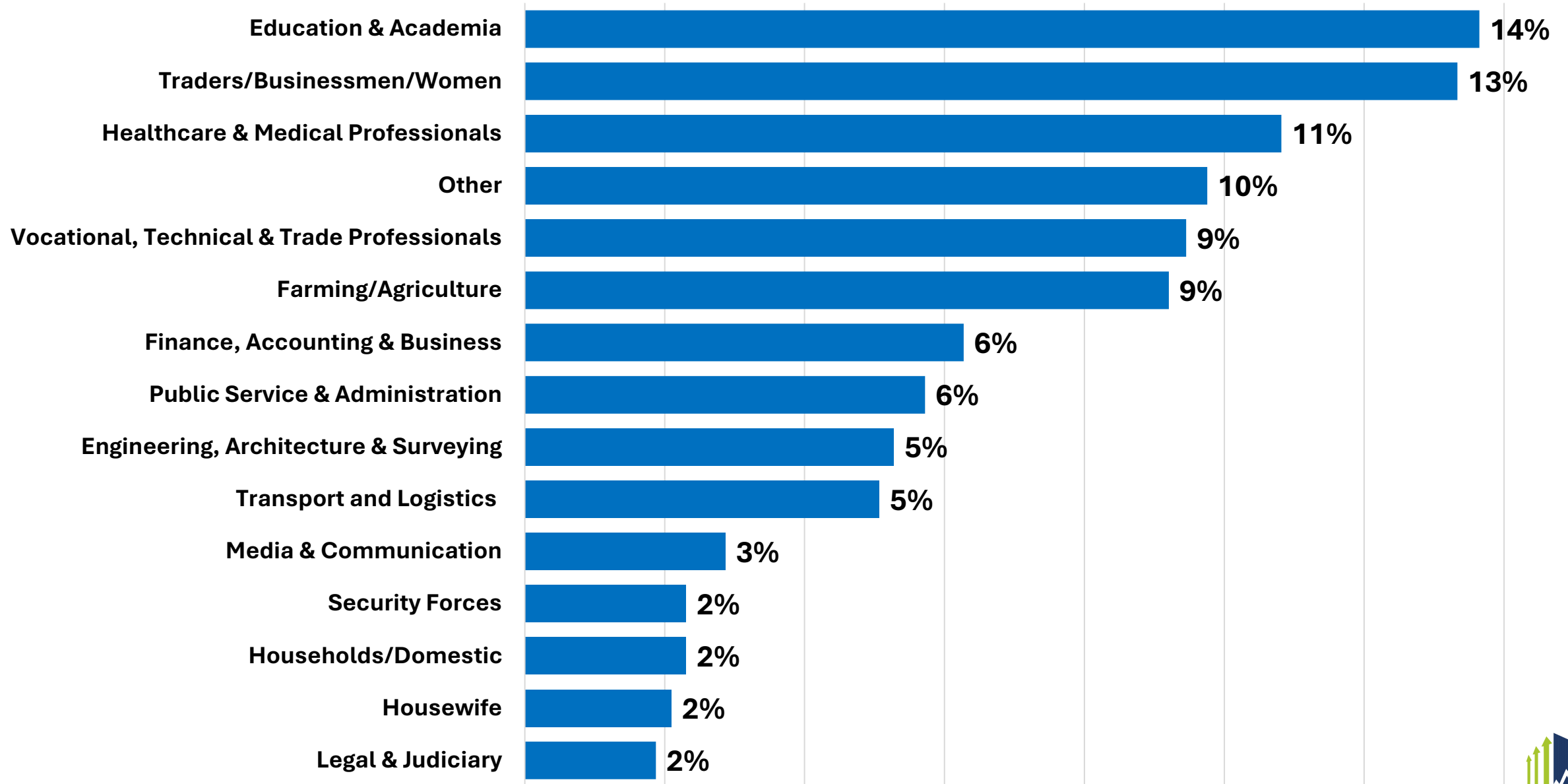


	Facebook	Twitter-X	Snapchat	TikTok	Instagram	Other	None
NOT DISCLOSED	9%	6%	9%	8%	7%	9%	6%
OTHERS	4%	3%	3%	3%	4%	4%	4%
FV	14%	14%	16%	16%	14%	15%	15%
NDC	48%	50%	44%	46%	50%	41%	46%
NPP	26%	27%	28%	27%	24%	31%	29%

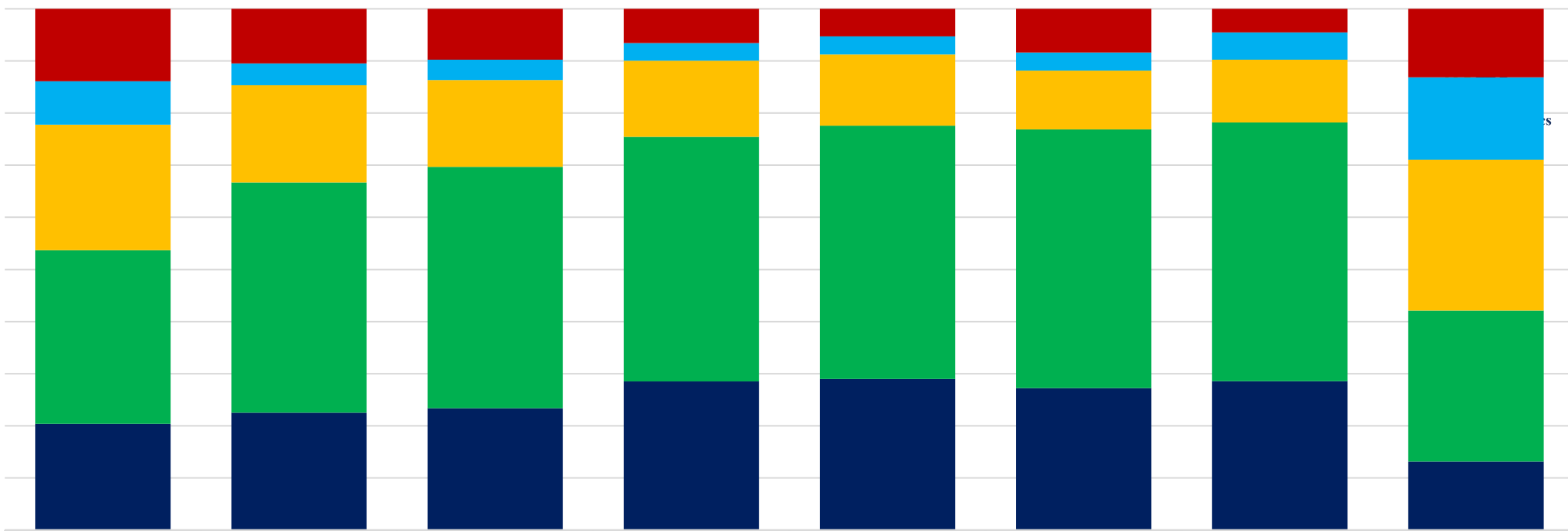
Social Media Platforms-Party Affiliations-Row %



Professional Groups




Party Affiliations-Age Groups



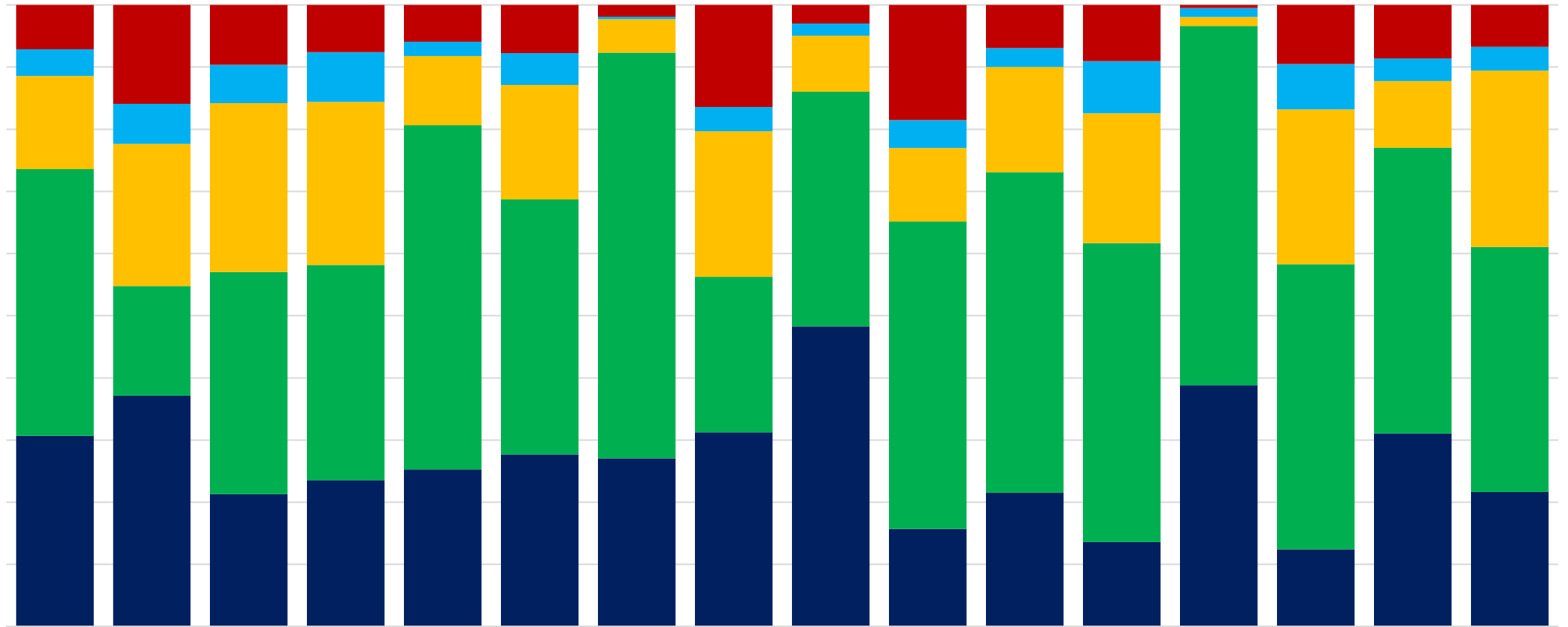
	16-17	18-24	25-34	35-44	45-54	55-64	65+	Not Disclosed
Not Disclosed	14%	10%	10%	7%	5%	8%	5%	13%
Others	8%	4%	4%	3%	3%	4%	5%	16%
FV	24%	19%	17%	15%	14%	11%	12%	29%
NDC	33%	44%	46%	47%	49%	50%	50%	29%
NPP	20%	23%	23%	28%	29%	27%	29%	13%

Party Affiliations-Education Level



	Junior High	Senior High	Tertiary	No Education
Not Disclosed	5%	6%	10%	9%
Others	4%	4%	3%	6%
FV	12%	19%	14%	14%
NDC	55%	42%	49%	39%
NPP	25%	29%	23%	32% ³¹

Party Affiliations - Regions

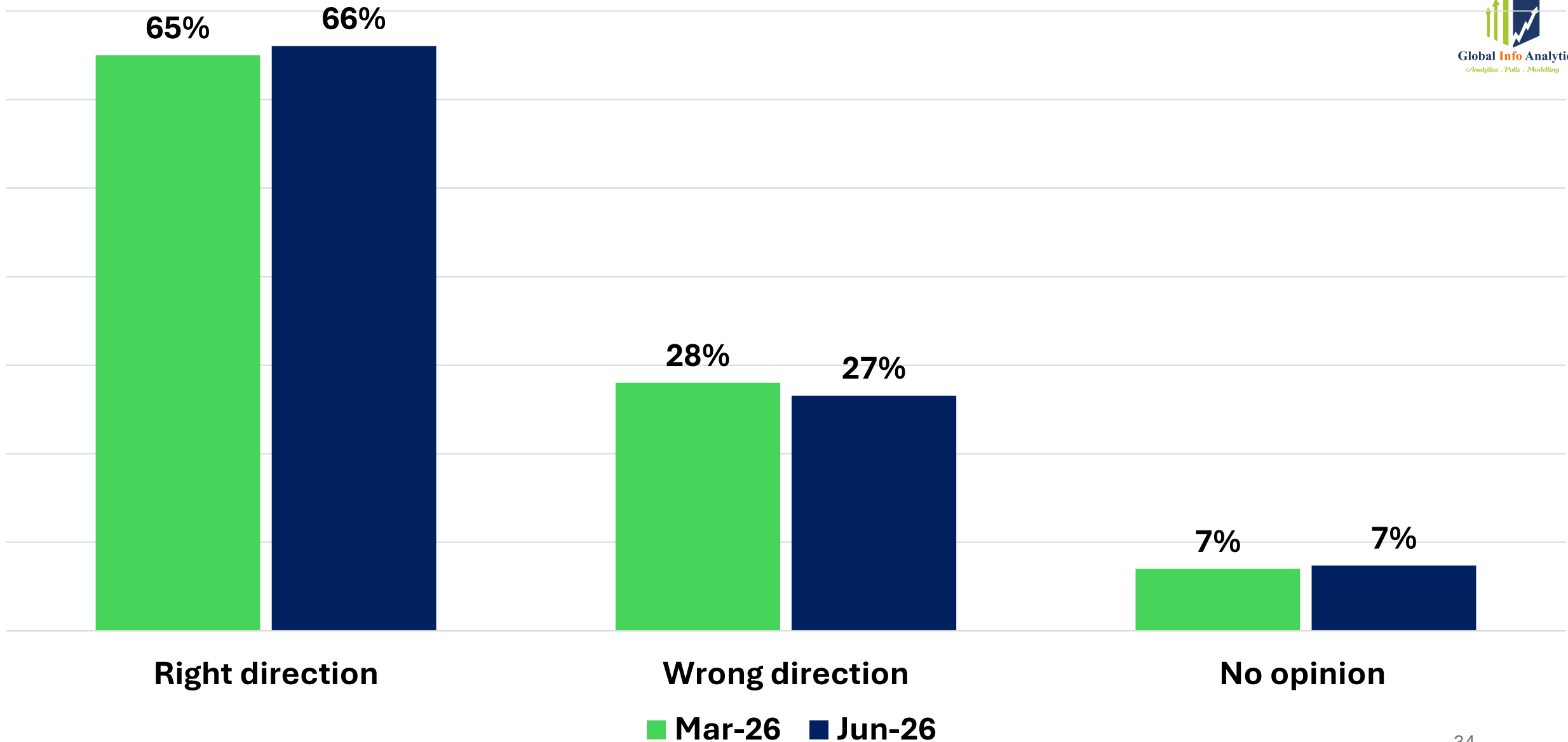


	AHR	AR	BR	BER	CR	ER	GAR	NER	NR	OR	SR	UER	UWR	VR	WR	WNR
Not Disclose	7%	16%	10%	8%	6%	8%	2%	16%	3%	19%	7%	9%	0%	10%	9%	7%
Others	4%	6%	6%	8%	2%	5%	0%	4%	2%	4%	3%	8%	1%	7%	4%	4%
Floating Voters	15%	23%	27%	26%	11%	18%	5%	23%	9%	12%	17%	21%	1%	25%	11%	28%
NDC	43%	18%	36%	35%	55%	41%	65%	25%	38%	49%	52%	48%	58%	46%	46%	39%
NPP	31%	37%	21%	24%	25%	28%	27%	31%	48%	16%	22%	14%	39%	12%	31%	22%

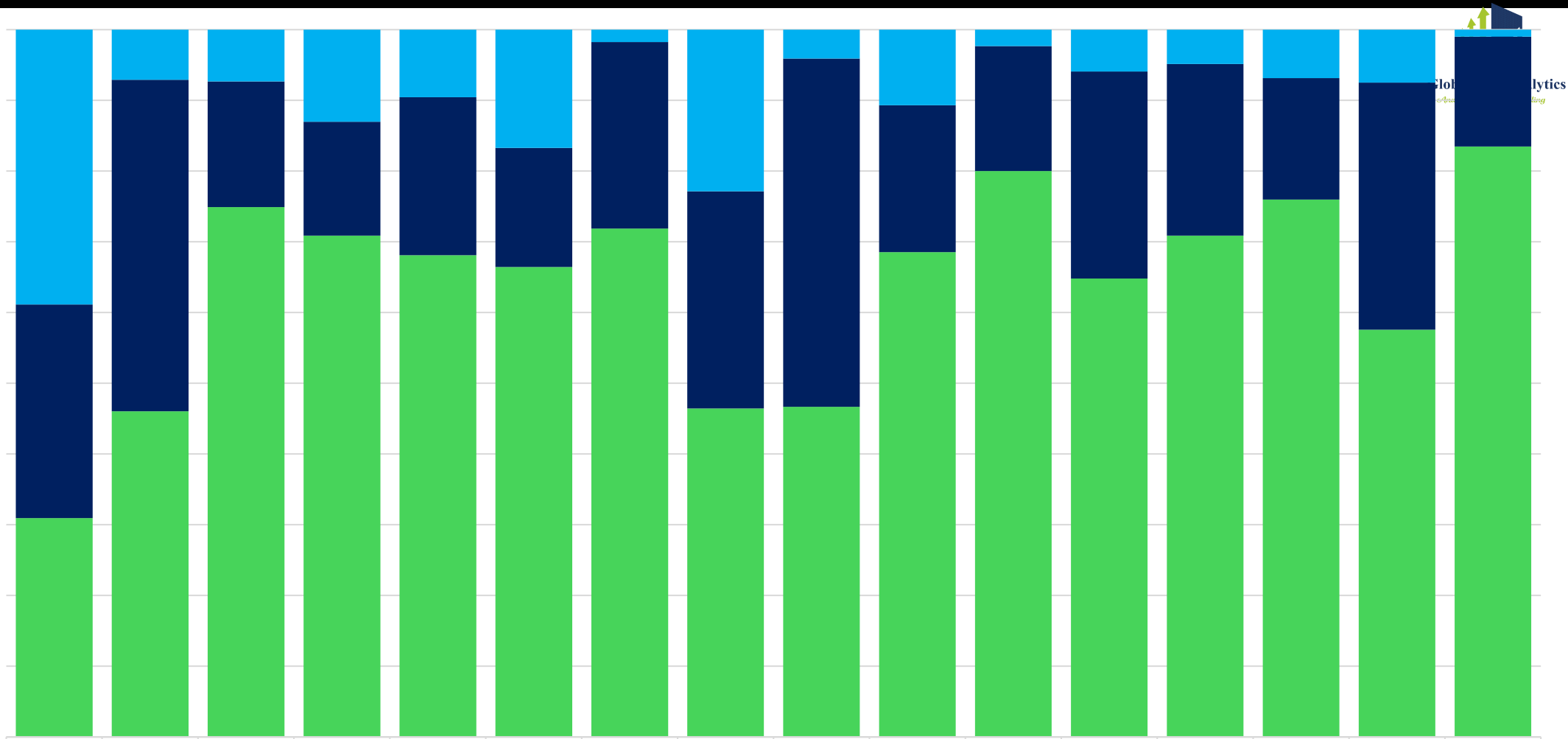
Governance and Performance



Direction of the country

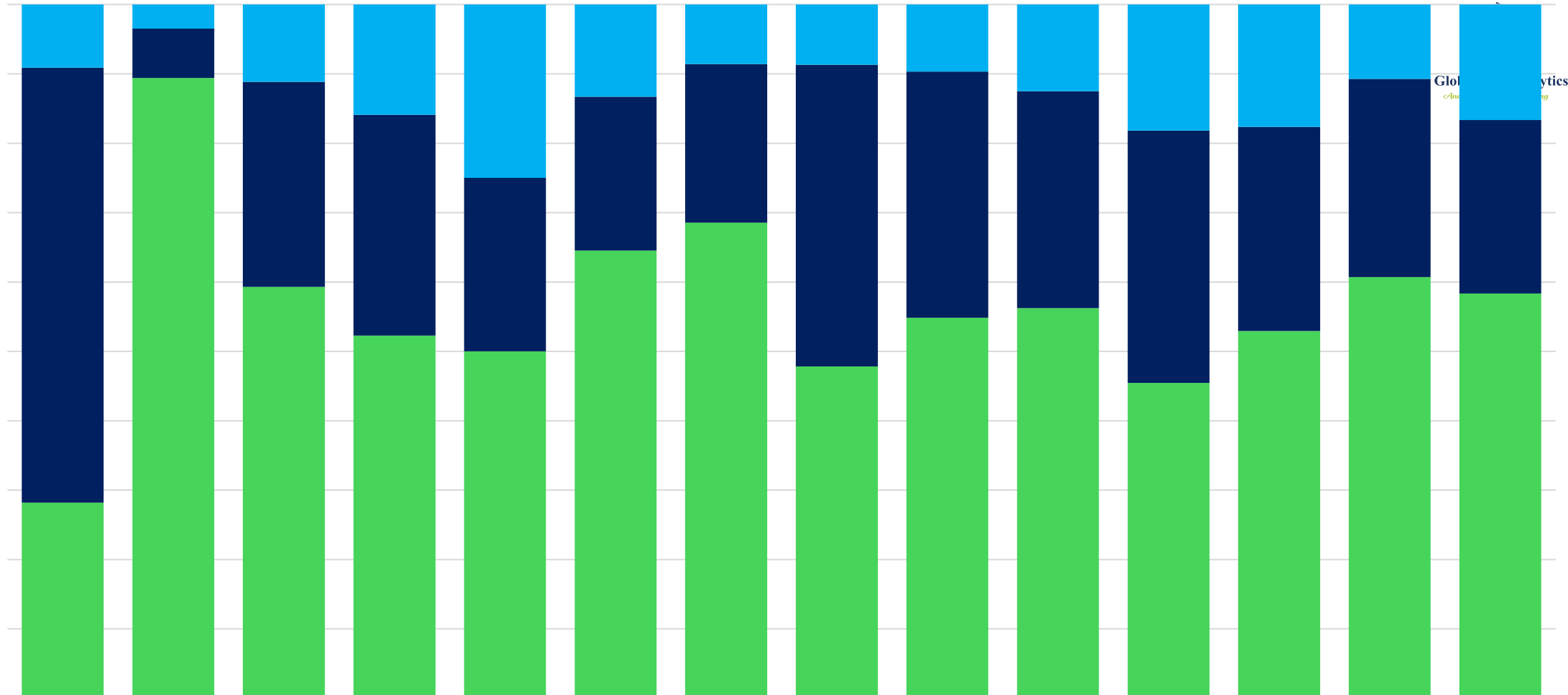


Direction of the country-Regions



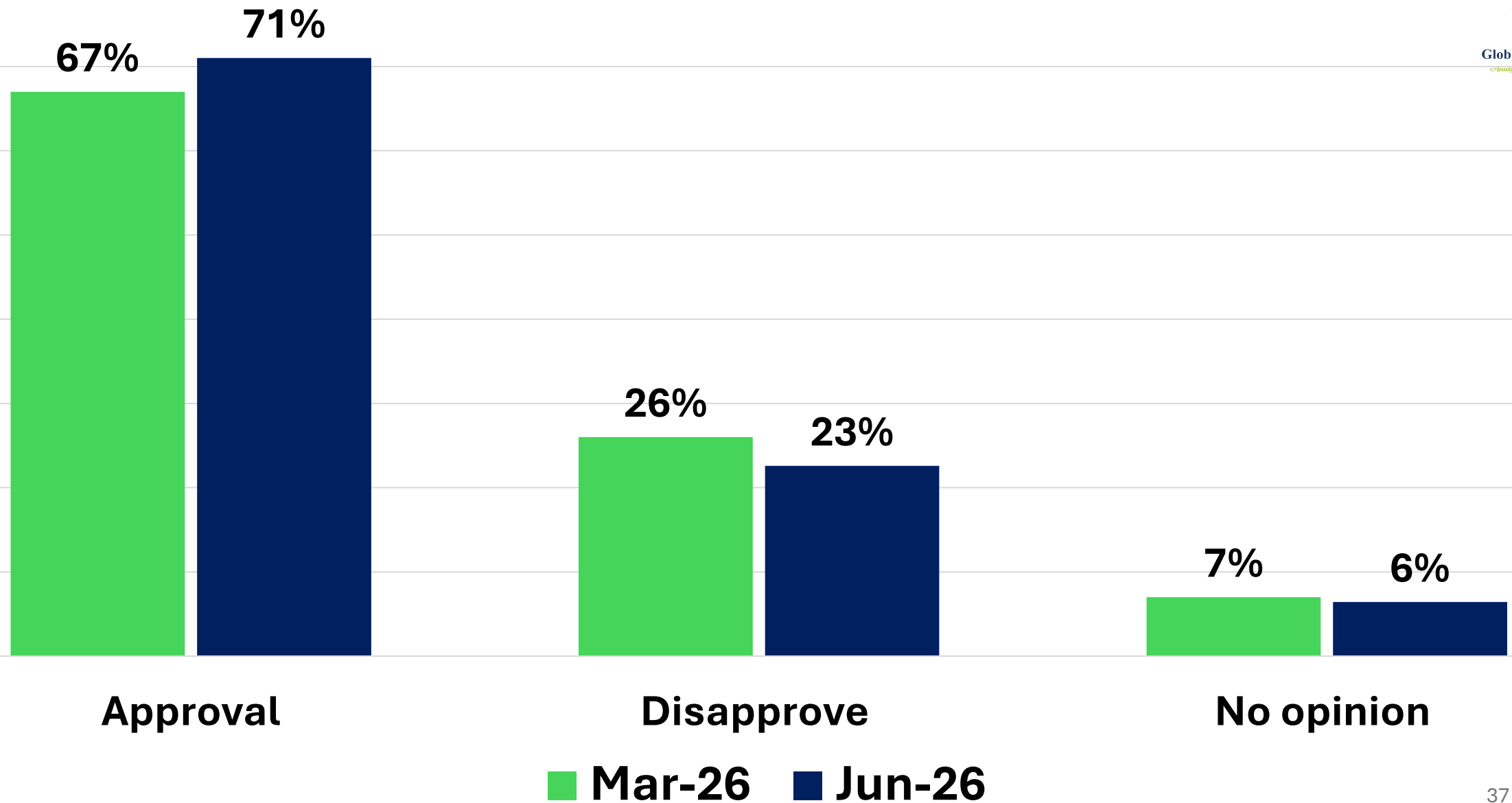
	AHR	AR	BR	BER	CR	ER	GAR	NER	NR	OR	SR	UER	UWR	VR	WR	WNR
No opinion	39%	7%	7%	13%	10%	17%	2%	23%	4%	11%	2%	6%	5%	7%	7%	1%
Wrong Direction	30%	47%	18%	16%	22%	17%	26%	31%	49%	21%	18%	29%	24%	17%	35%	16%
Right Direction	31%	46%	75%	71%	68%	66%	72%	46%	47%	69%	80%	65%	71%	76%	58%	83%

Direction of the country-Party Affiliations

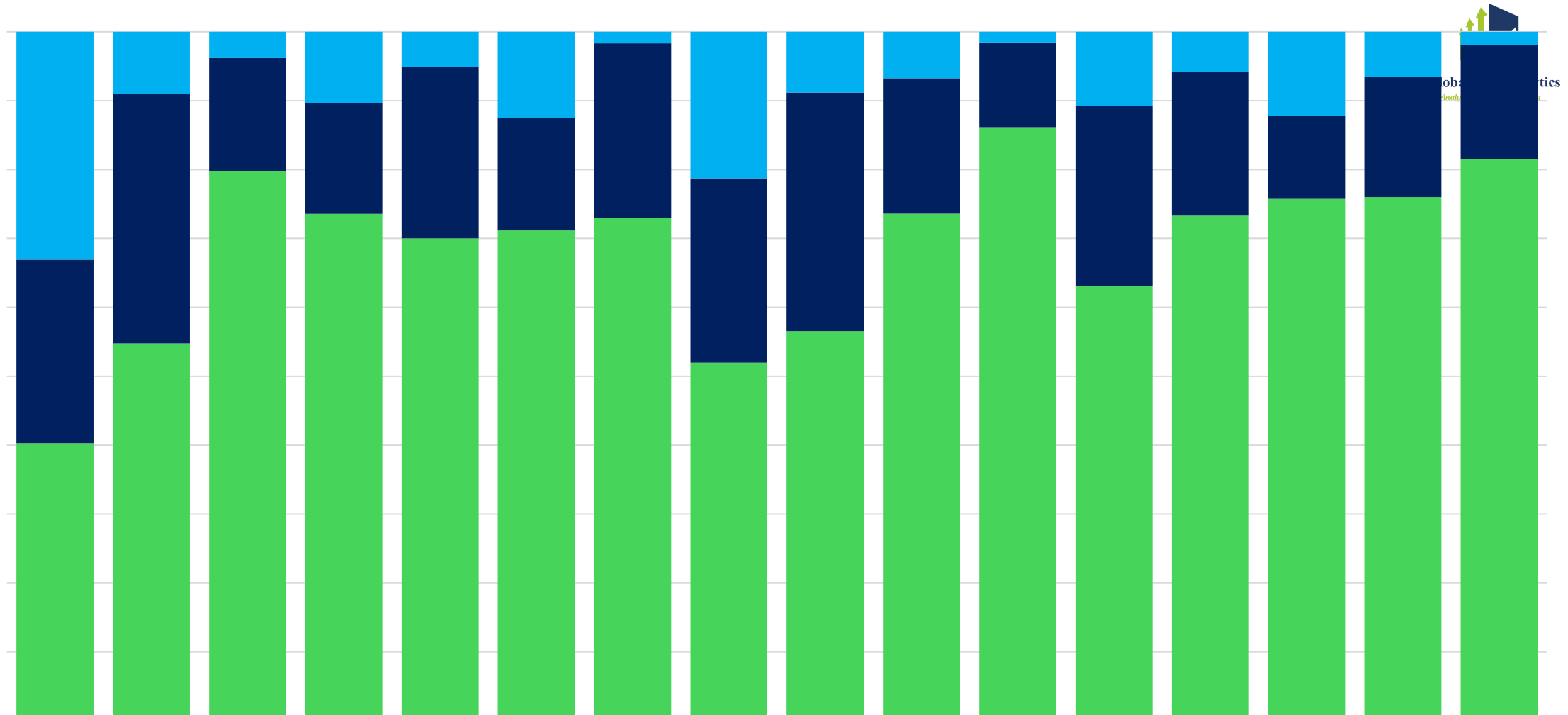


	NPP	NDC	Floating Voters	United Party	GCPP	Not Disclosed	CPP	GUM	PNC	APC	PNP	The Base	NDP	Other
No opinion	9%	3%	11%	16%	25%	13%	9%	9%	10%	13%	18%	18%	11%	17%
Wrong Direction	63%	7%	30%	32%	25%	22%	23%	43%	35%	31%	36%	29%	29%	25%
Right Direction	28%	89%	59%	52%	50%	65%	69%	48%	55%	56%	45%	53%	61%	58%

Job Approval of the President



Job Approval of the President-Regions

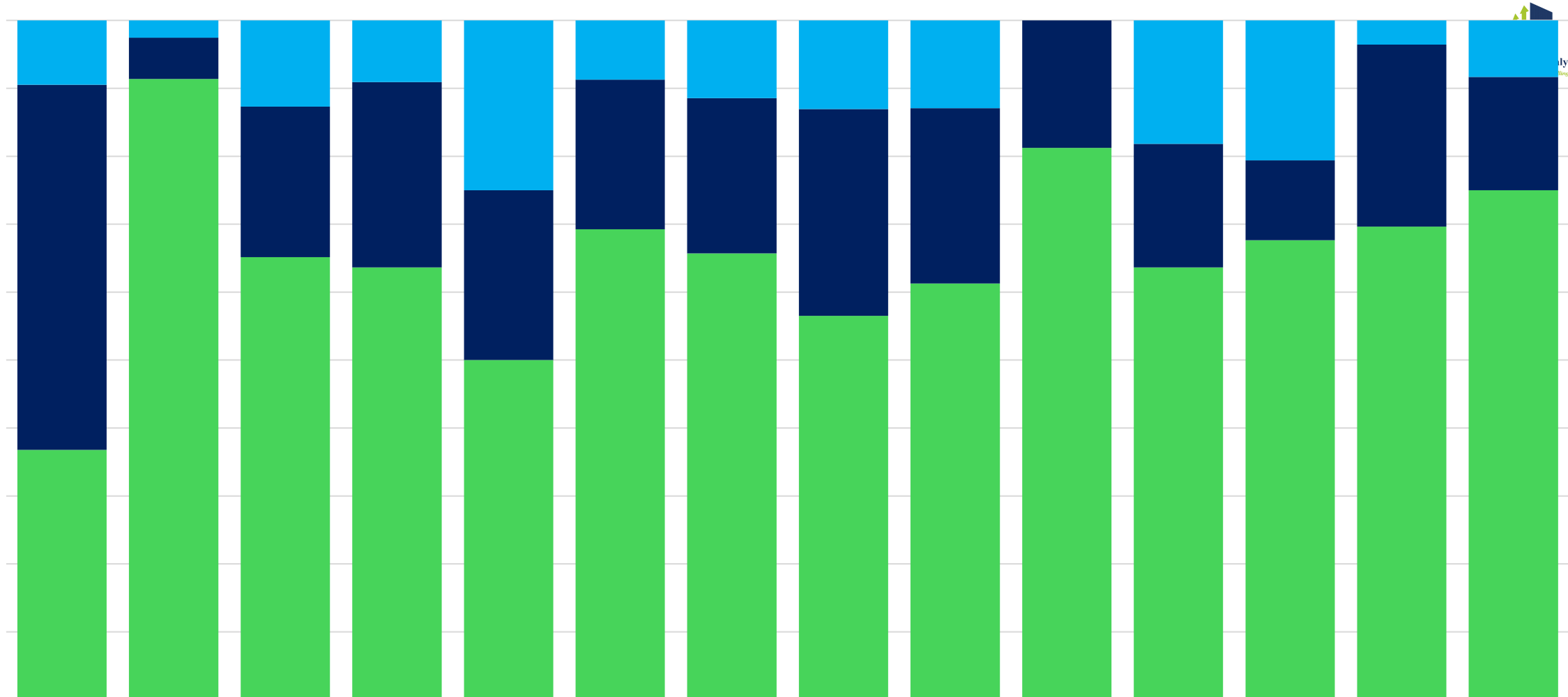


	AHR	AR	BR	BER	CR	ER	GAR	NER	NR	OR	SR	UER	UWR	VR	WR	WNR
No opinion	33%	9%	4%	10%	5%	13%	2%	21%	9%	7%	2%	11%	6%	12%	7%	2%
Disapproved	27%	36%	16%	16%	25%	16%	25%	27%	35%	20%	12%	26%	21%	12%	17%	17%
Approved	40%	55%	80%	74%	70%	71%	73%	52%	57%	74%	86%	63%	73%	76%	76%	82%



Job Analytics

Job Approval of the President-Party Affiliations



	NPP	NDC	Floating Voters	United Party	GCPP	Not Disclosed	CPP	GUM	PNC	APC	PNP	The Base	NDP	Other
No opinion	9%	3%	13%	9%	25%	9%	11%	13%	13%	0%	18%	21%	4%	8%
Disapproved	54%	6%	22%	27%	25%	22%	23%	30%	26%	19%	18%	12%	27%	17%
Approved	37%	91%	65%	64%	50%	69%	66%	57%	61%	81%	64%	68%	70%	75%

Job Approval of the President-Gender

	Male	Female
Strongly approve	62%	57%
Somewhat approve	10%	11%
Strongly disapprove	19%	18%
Somewhat disapprove	4%	6%
No opinion	6%	8%
	100%	100%

	Male	Female
Approve	72%	68%
Disapprove	22%	24%
No opinion	6%	8%
	100%	100%

Job Approval of the President-Age Groups

	16-17	18-24	25-34	35-44	45-54	55-64	65+	Not Disclosed
Strongly approve	57%	62%	61%	60%	59%	57%	51%	37%
Somewhat approve	11%	10%	11%	10%	10%	12%	19%	11%
Strongly disapprove	16%	15%	18%	20%	19%	17%	12%	26%
Somewhat disapprove	6%	5%	4%	4%	5%	6%	8%	13%
No opinion	10%	8%	7%	6%	6%	9%	11%	13%
	100%	100%	100%	100%	100%	100%	100%	100%

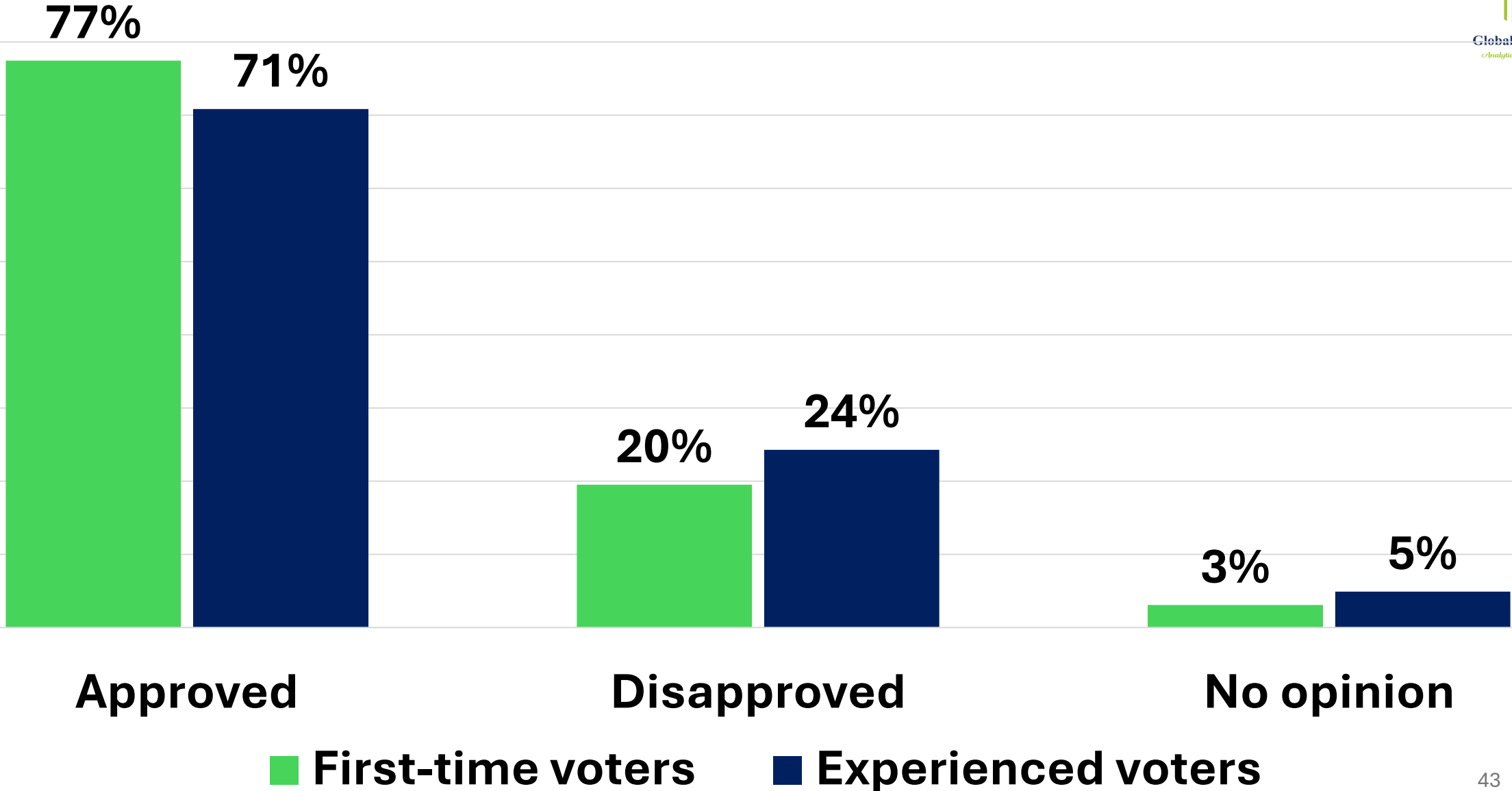
	16-17	18-24	25-34	35-44	45-54	55-64	65+	Not Disclosed
Approve	69%	72%	72%	70%	70%	68%	70%	47%
Disapprove	21%	20%	21%	24%	24%	23%	20%	39%
No opinion	10%	8%	7%	6%	6%	9%	10%	14%
	100%	100%	100%	100%	100%	100%	100%	100%

Job Approval of the President-Education

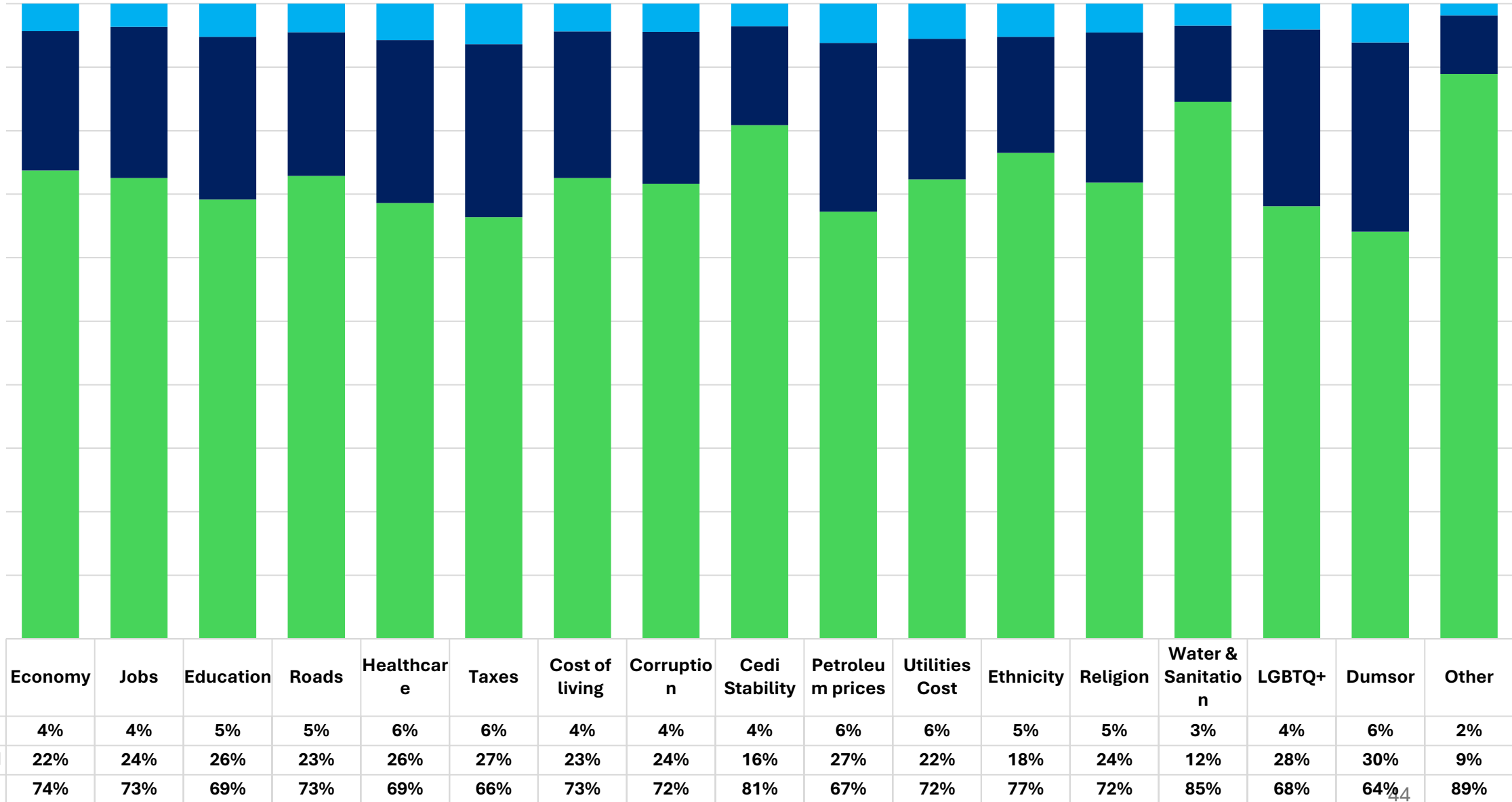
	Junior High	Senior High	Tertiary	No Education
Strongly approve	65%	54%	65%	53%
Somewhat approve	9%	12%	10%	12%
Strongly disapprove	15%	22%	1%	21%
Somewhat disapprove	5%	4%	5%	4%
No opinion	6%	8%	5%	10%
	100%	100%	100%	100%

	Junior High	Senior High	Tertiary	No Education
Approve	73%	66%	75%	65%
Disapprove	21%	26%	20%	26%
No opinion	6%	8%	5%	10%
	100%	100%	100%	100%

Job Approval of the President- First-Time Voters



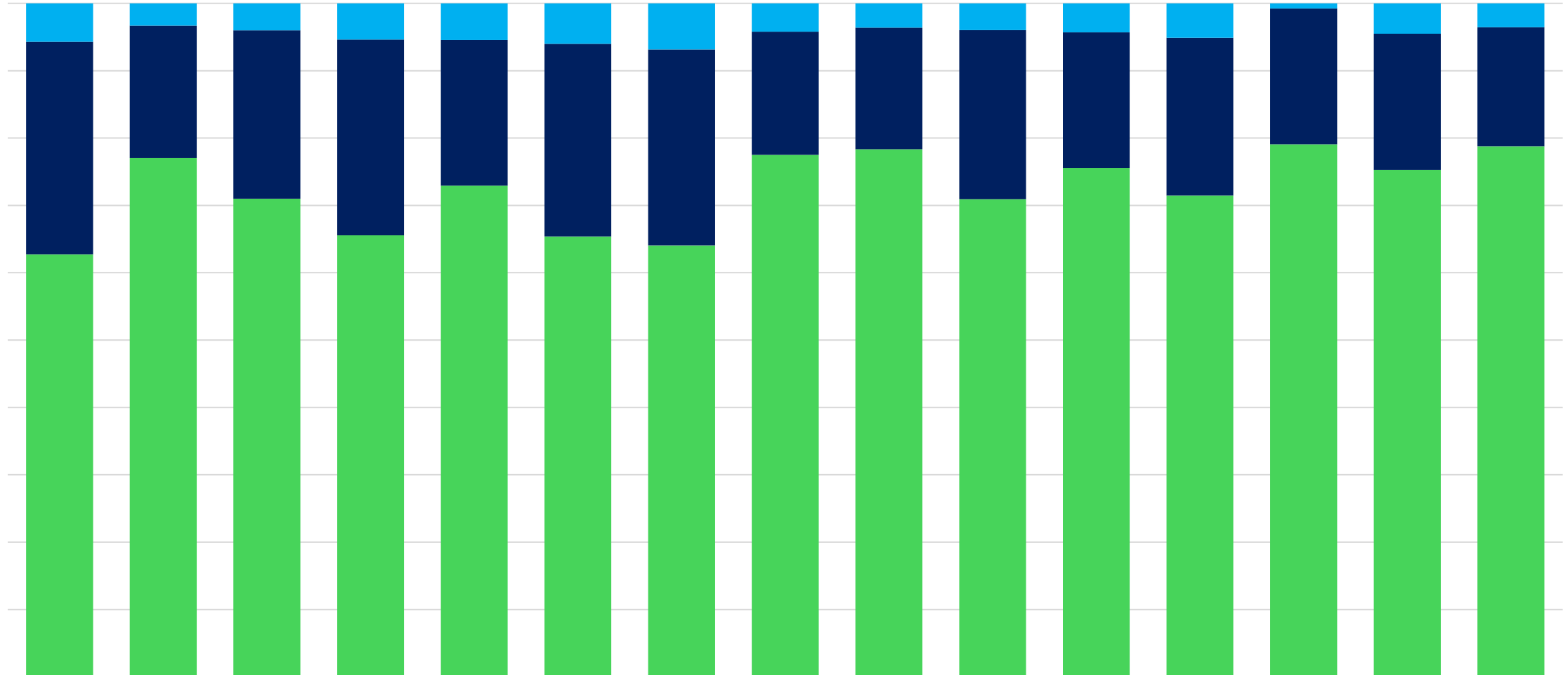
Job Approval of the President- Key Issues



Job Approval of the President- By Areas of Poor Performance

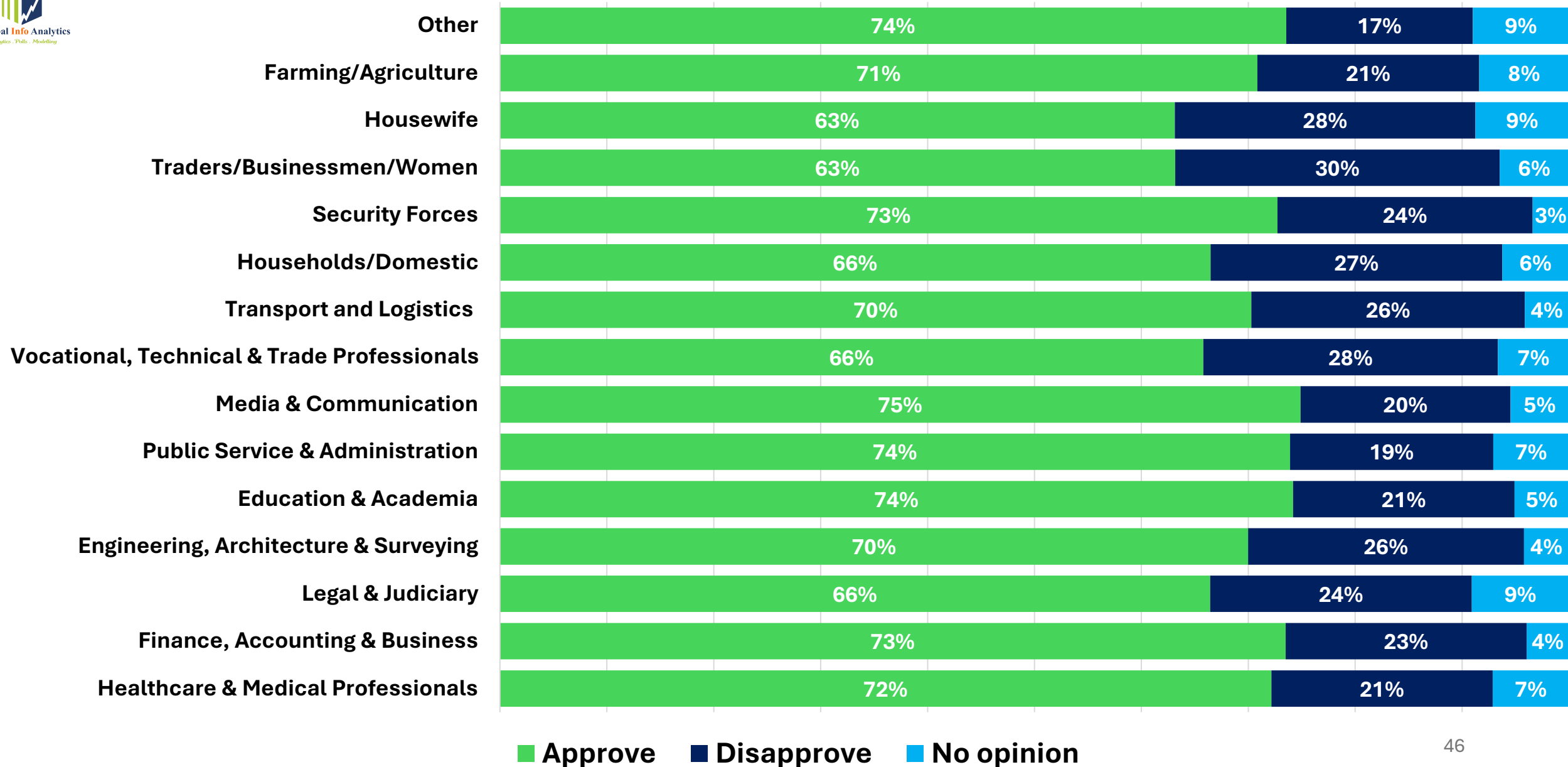


Global Info Analytics
Analytics . Polls . Modelling

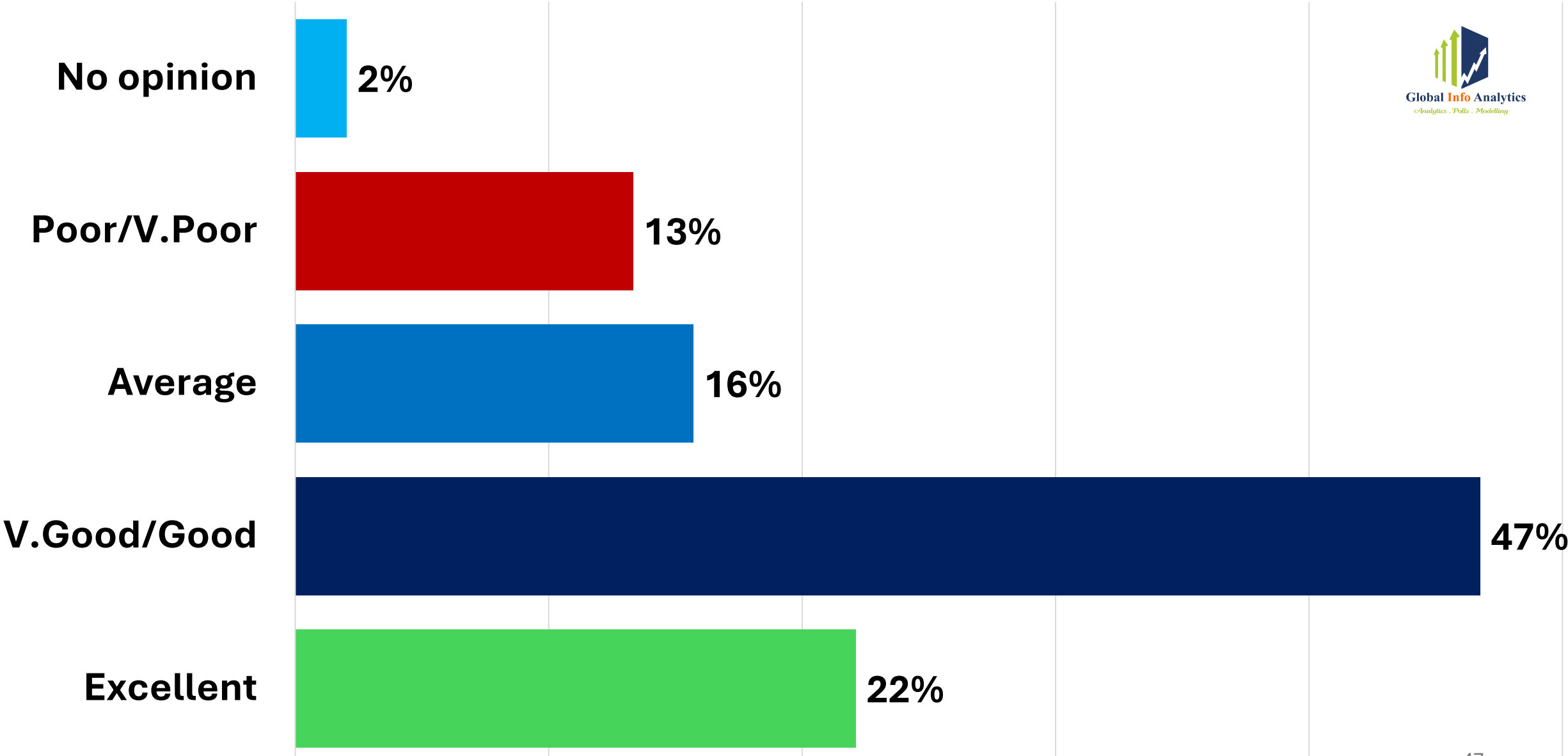


	Economy	ORAL- Fighting corruption	Employment	Free Education	Free Laptops for Students	Dumsor	Fuel Prices	Electricity Bills	Water Bill	Cost of living	Cedi Stability	Cocoa prices	Free sanitary pads	24 Hour Economy	Galamsey Fight
No opinion	6%	3%	4%	5%	5%	6%	7%	4%	4%	4%	4%	5%	1%	4%	4%
Disapproved	32%	20%	25%	29%	22%	29%	29%	18%	18%	25%	20%	23%	20%	20%	18%
Approved	63%	77%	71%	66%	73%	65%	64%	77%	78%	71%	76%	71%	79%	75%	79%

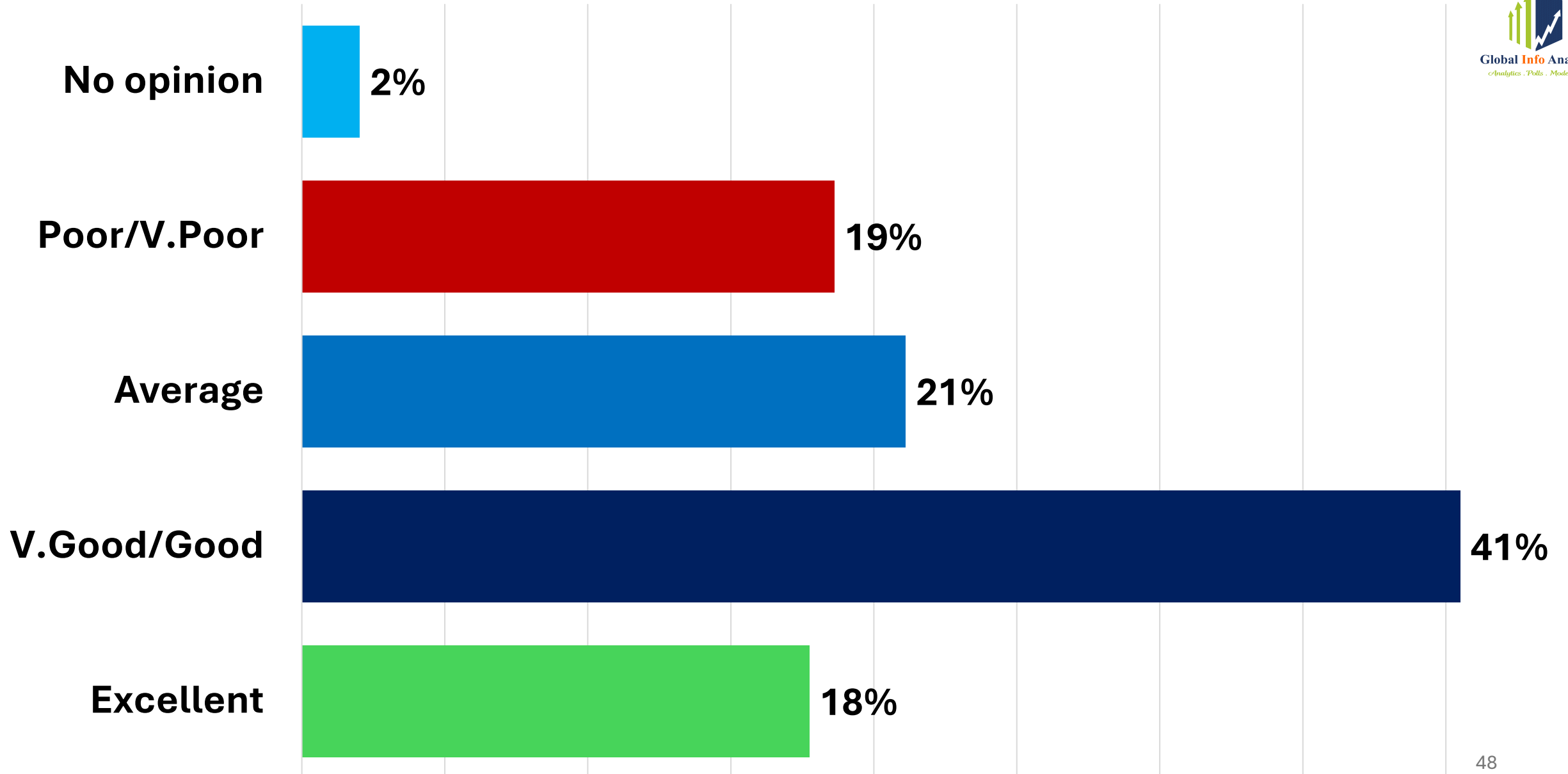
President's Job Approval – by Profession



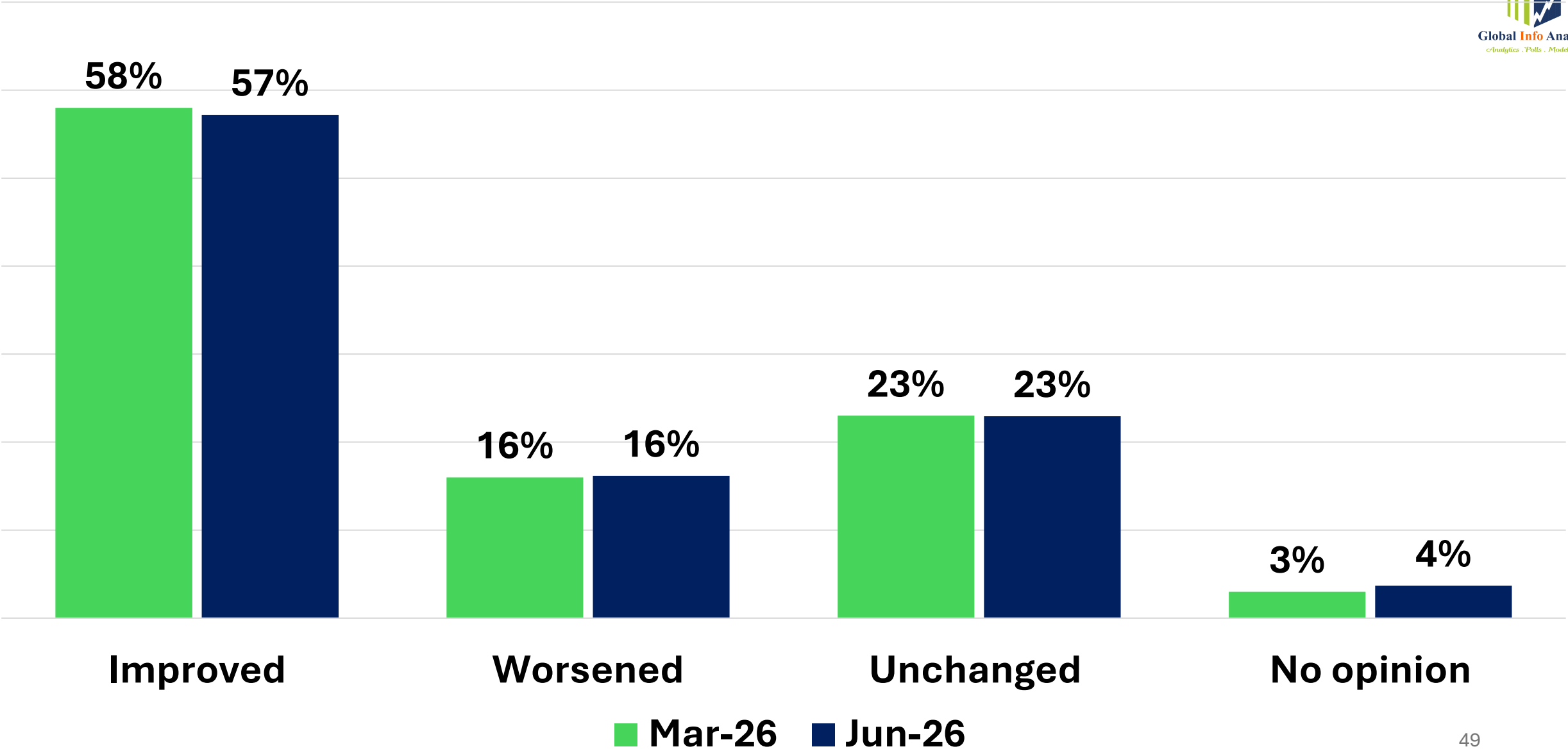
Performance of the Government



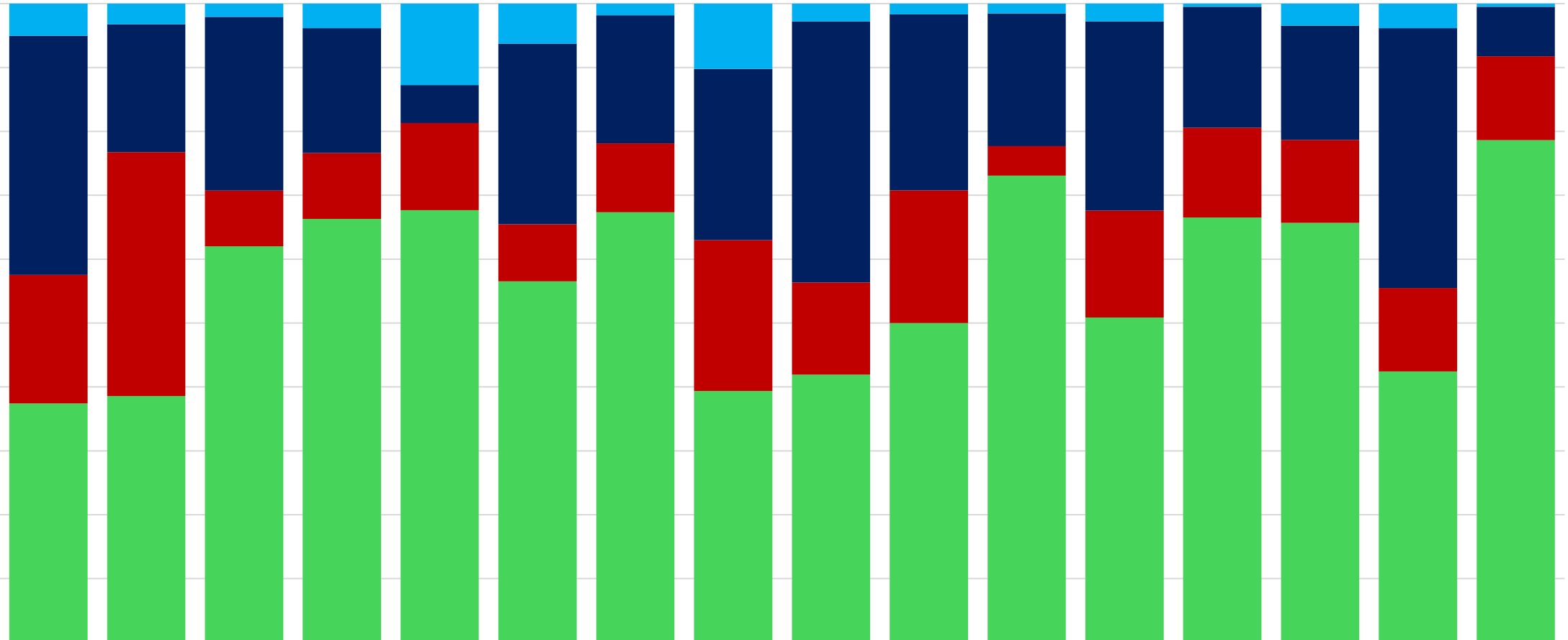
Performance of Members of Parliament



Standard of Living compared to Last Year

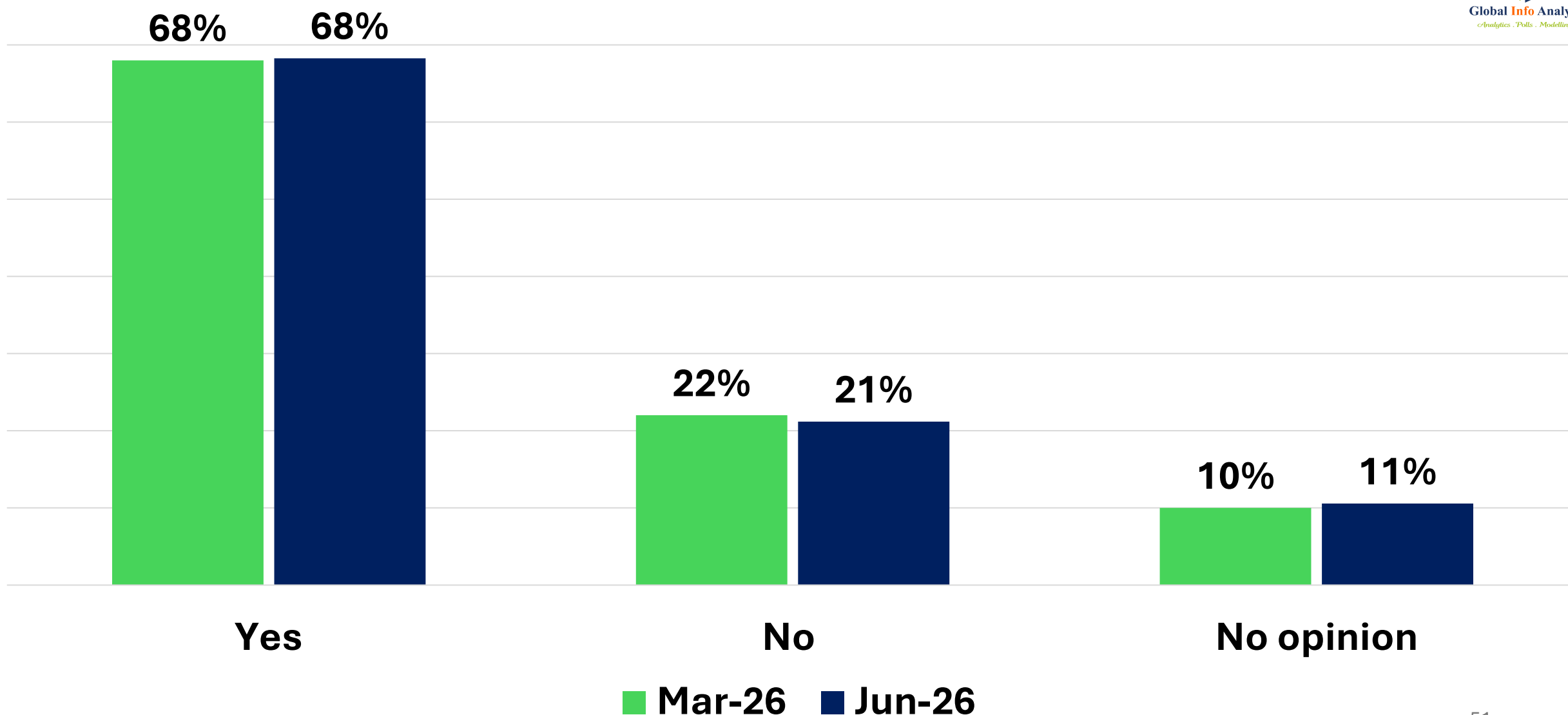


Standard of Living compared to Last Year-Regions



	AHR	AR	BR	BER	CR	ER	GAR	NER	NR	OR	SR	UER	UWR	VR	WR	WNR
No opinion	5%	3%	2%	4%	13%	6%	2%	10%	3%	2%	2%	3%	0%	3%	4%	0%
Unchanged	37%	20%	27%	20%	6%	28%	20%	27%	41%	28%	21%	30%	19%	18%	41%	8%
Worsened	20%	38%	9%	10%	14%	9%	11%	24%	14%	21%	5%	17%	14%	13%	13%	13%
Improved	37%	39%	62%	66%	68%	57%	67%	39%	42%	50%	73%	51%	67%	66%	42%	79%

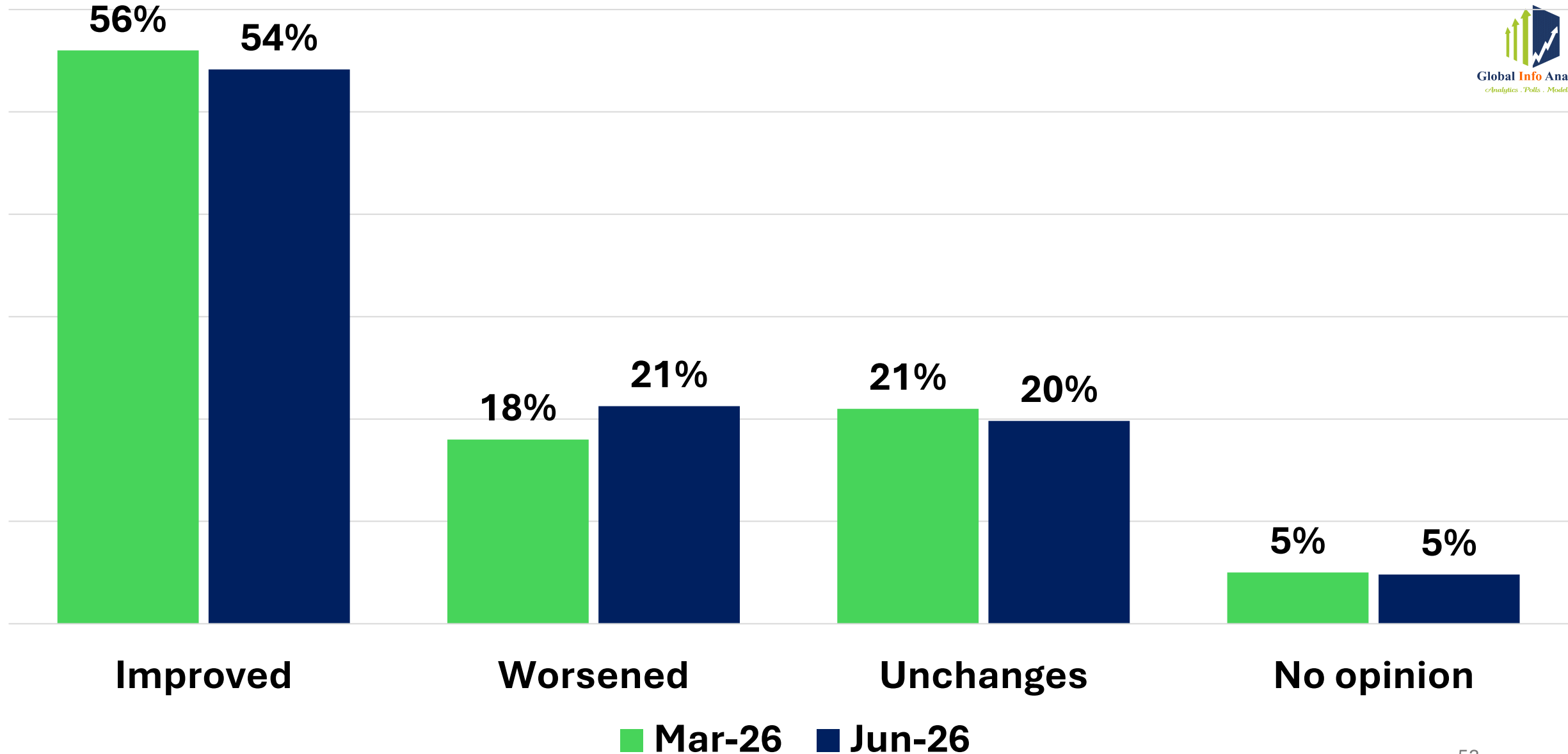
Optimism for Improvement in Standard -next 12 months



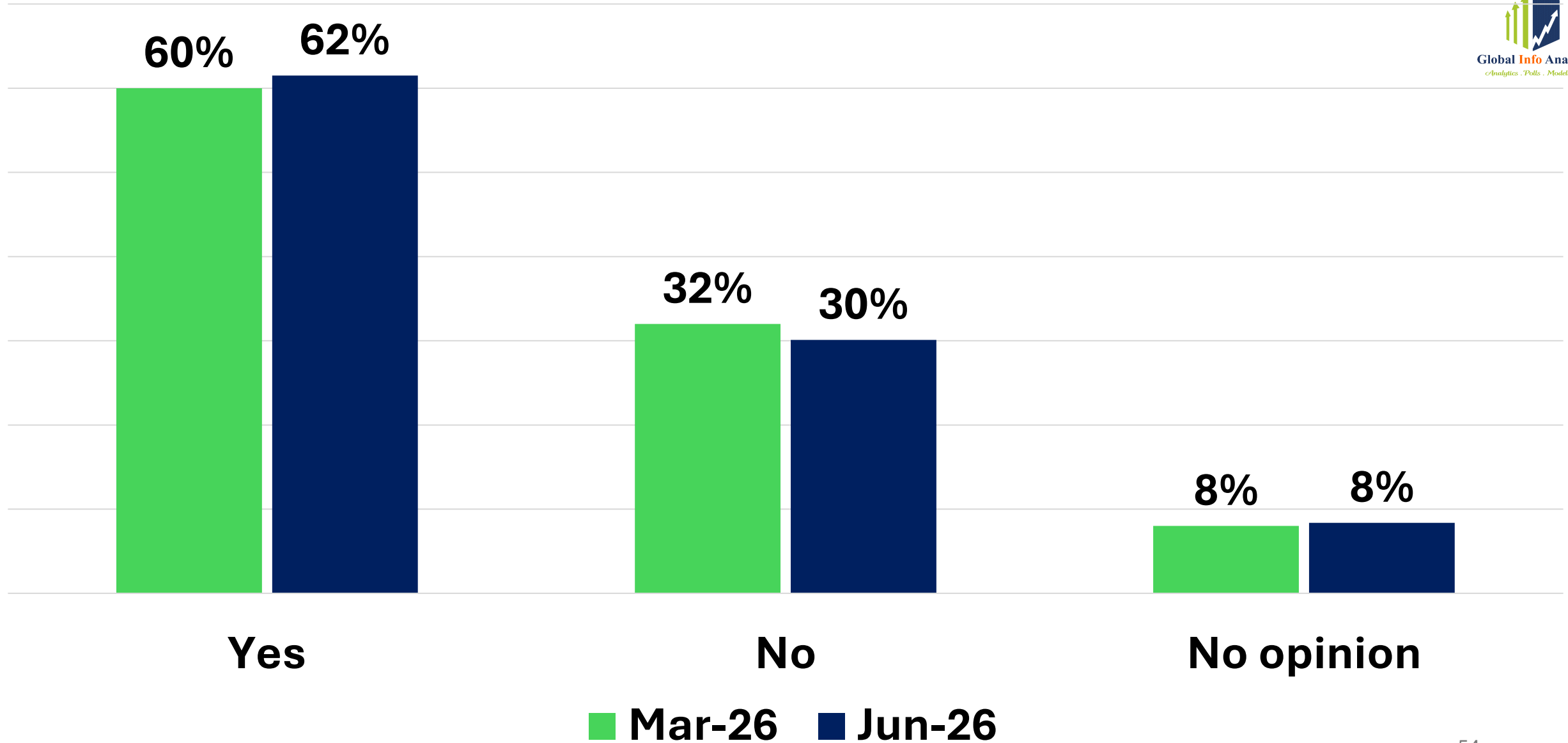
State of Corruption and Corruption Perception



State of Corruption in Ghana



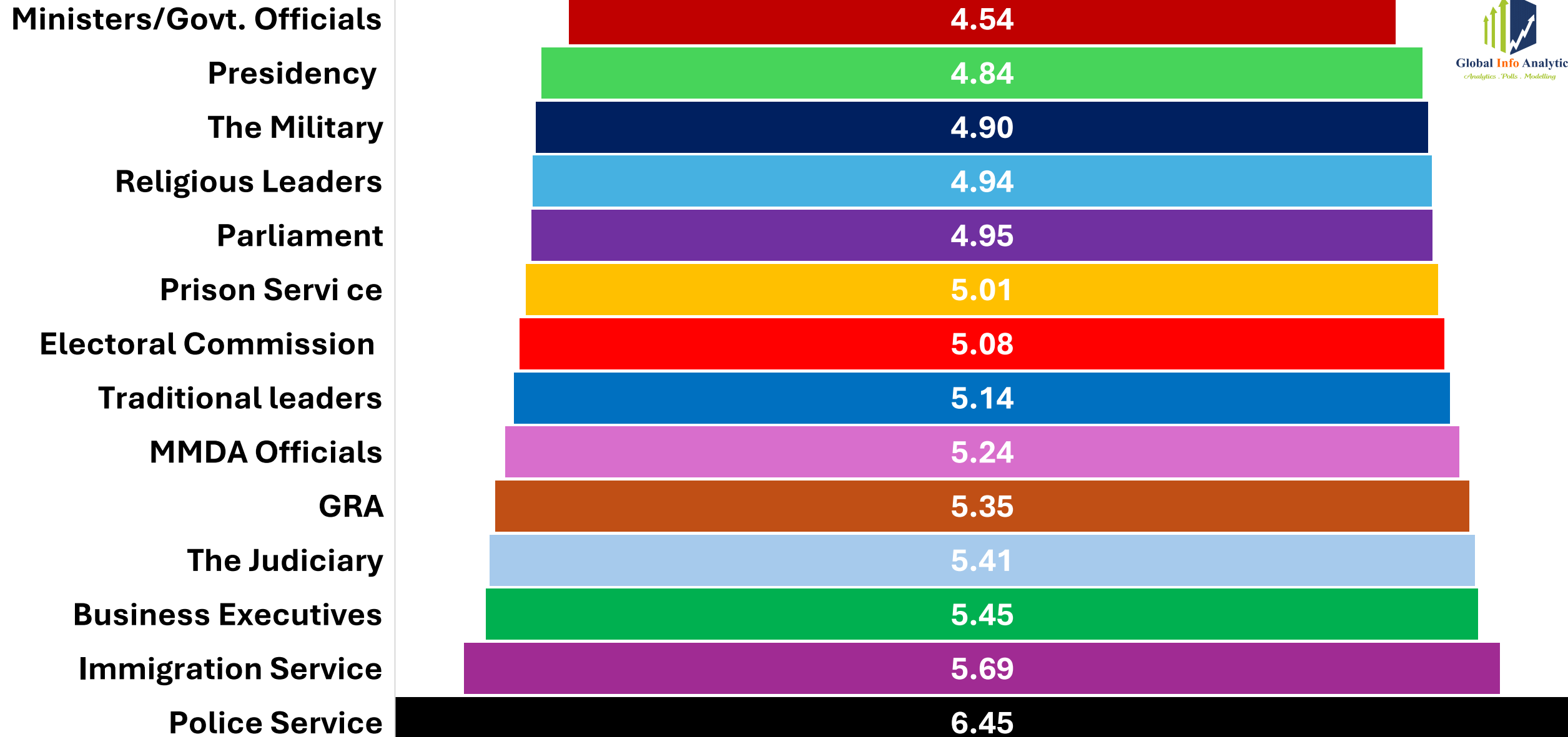
Is the government doing enough to fight corruption?



Corruption Perception Score



Corruption Perception Score



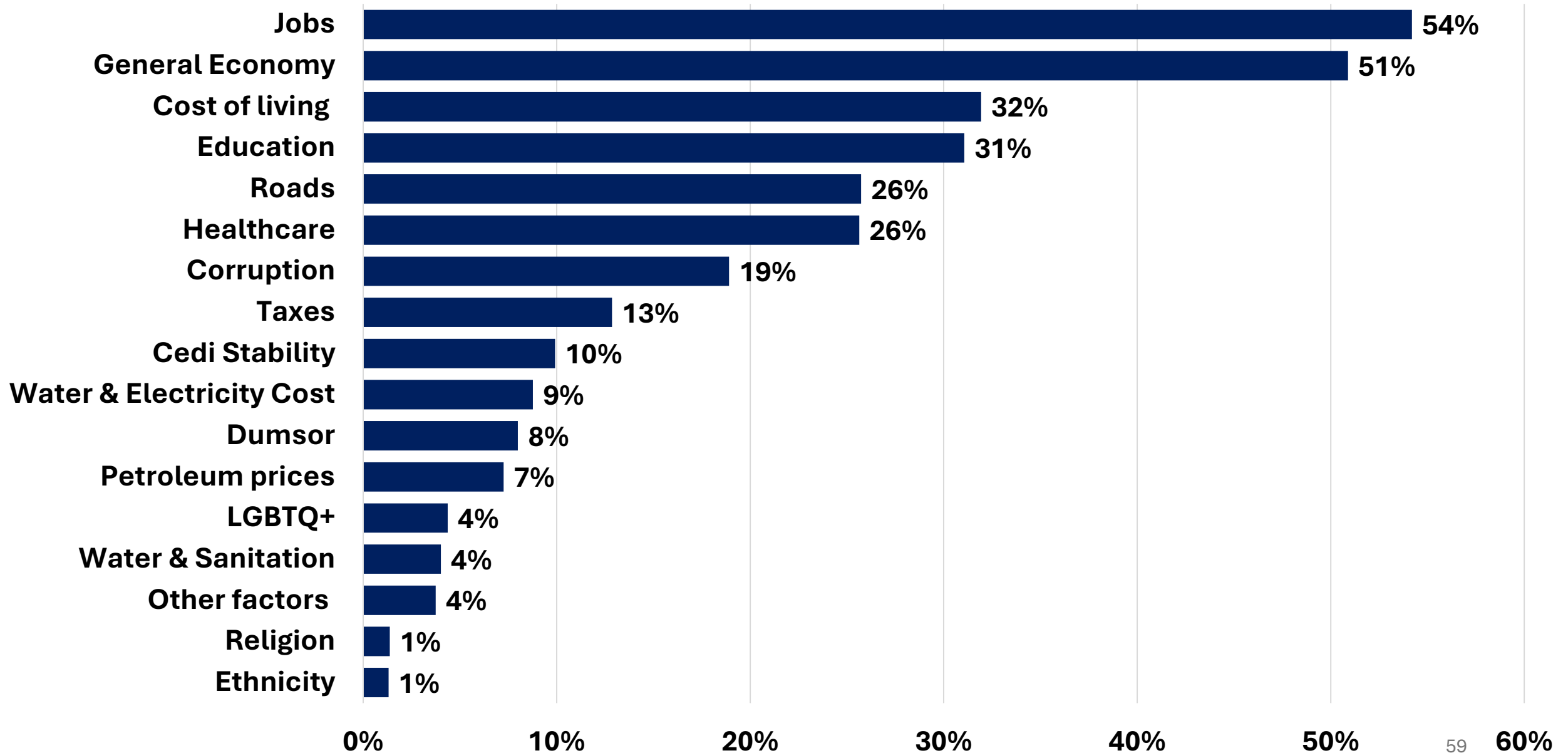
Corruption Perception Score

Corruption perception	Mar-26	Jun-26
Police Service	6.68	6.45
Immigration Service	5.81	5.69
Business Executives	5.31	5.45
The Judiciary	5.49	5.41
GRA	5.55	5.35
MMDA Officials	5.37	5.24
Traditional leaders	5.03	5.14
Electoral Commission	5.53	5.08
Prison Service	5.00	5.01
Parliament	4.97	4.95
Religious Leaders	4.84	4.94
The Military	4.96	4.90
Presidency	4.77	4.84
Ministers/Govt. Officials	4.66	4.54

Key Issues for voters



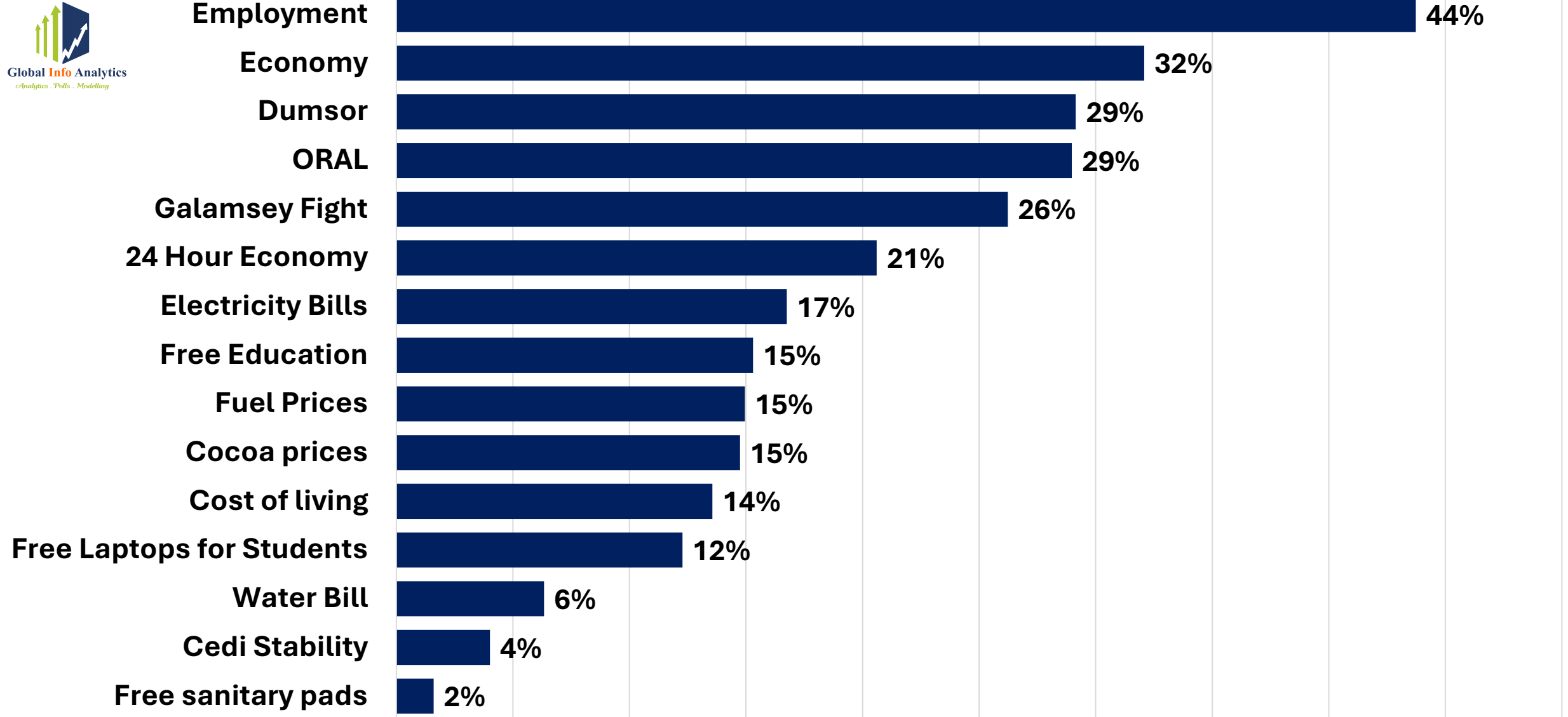
Key Issues for voters



Areas Government performing poorly



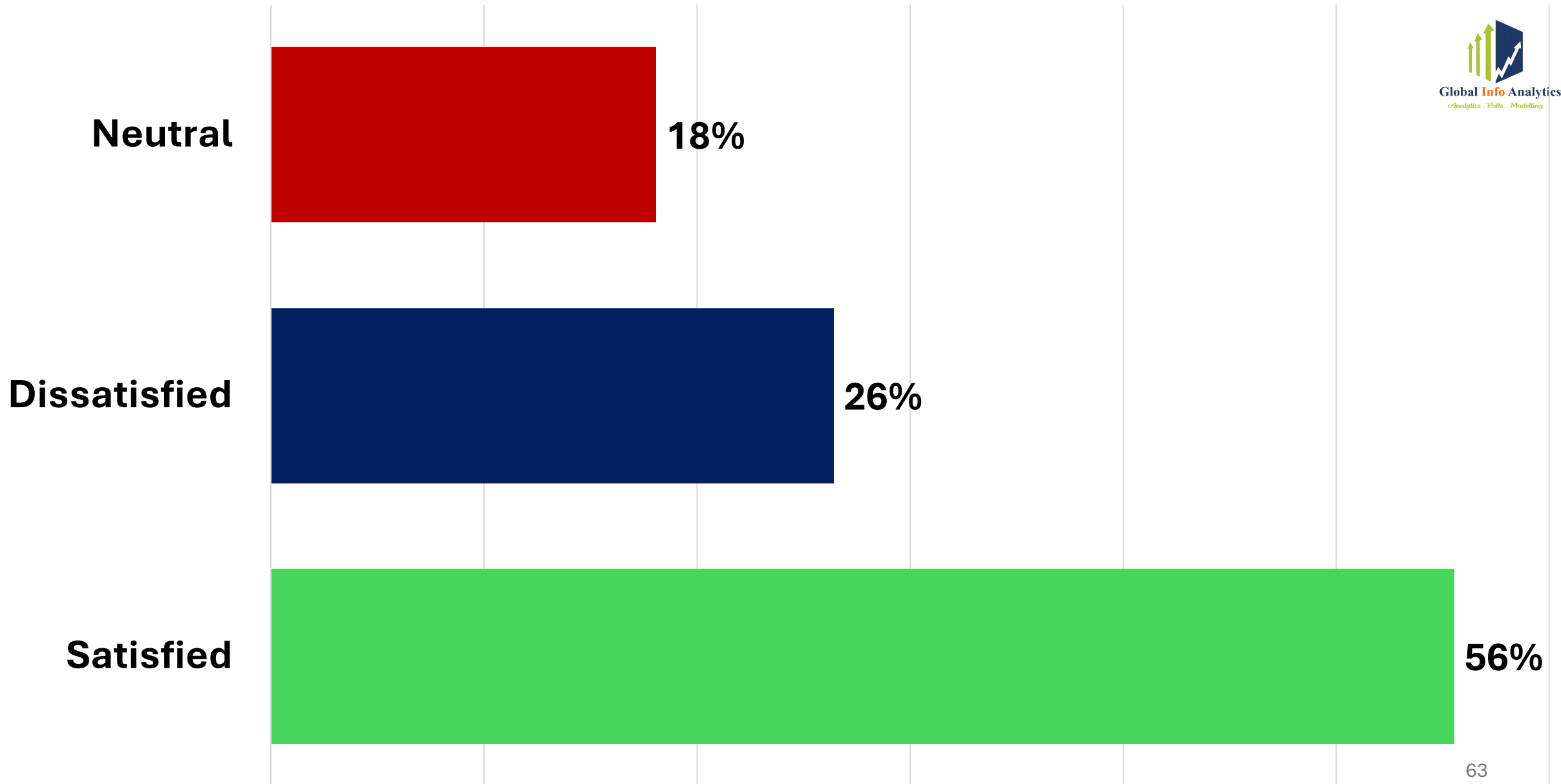
Areas of Government poor performance



Government handling of Dumsor



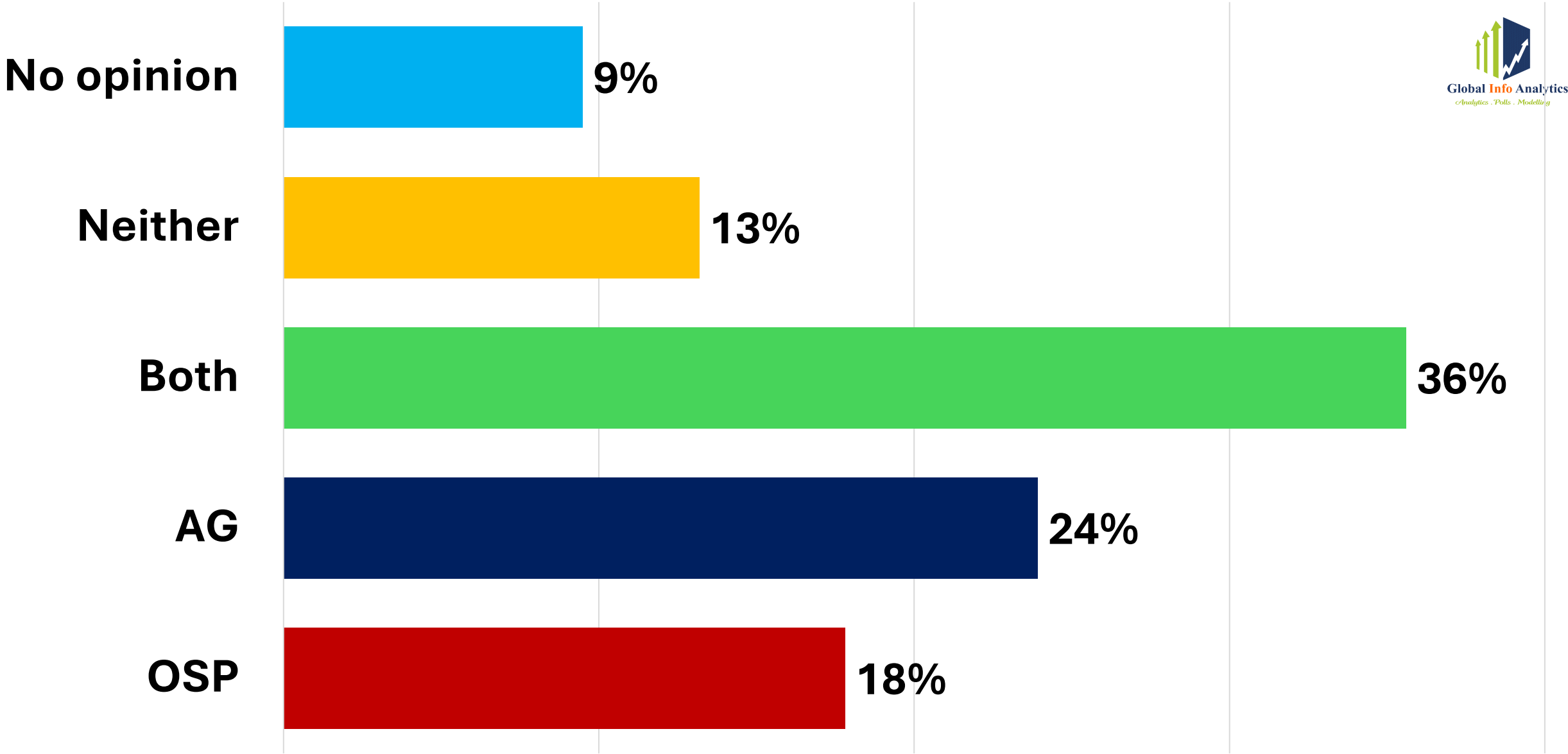
Government handling of Dumsor



Institutions best able to fight corruption



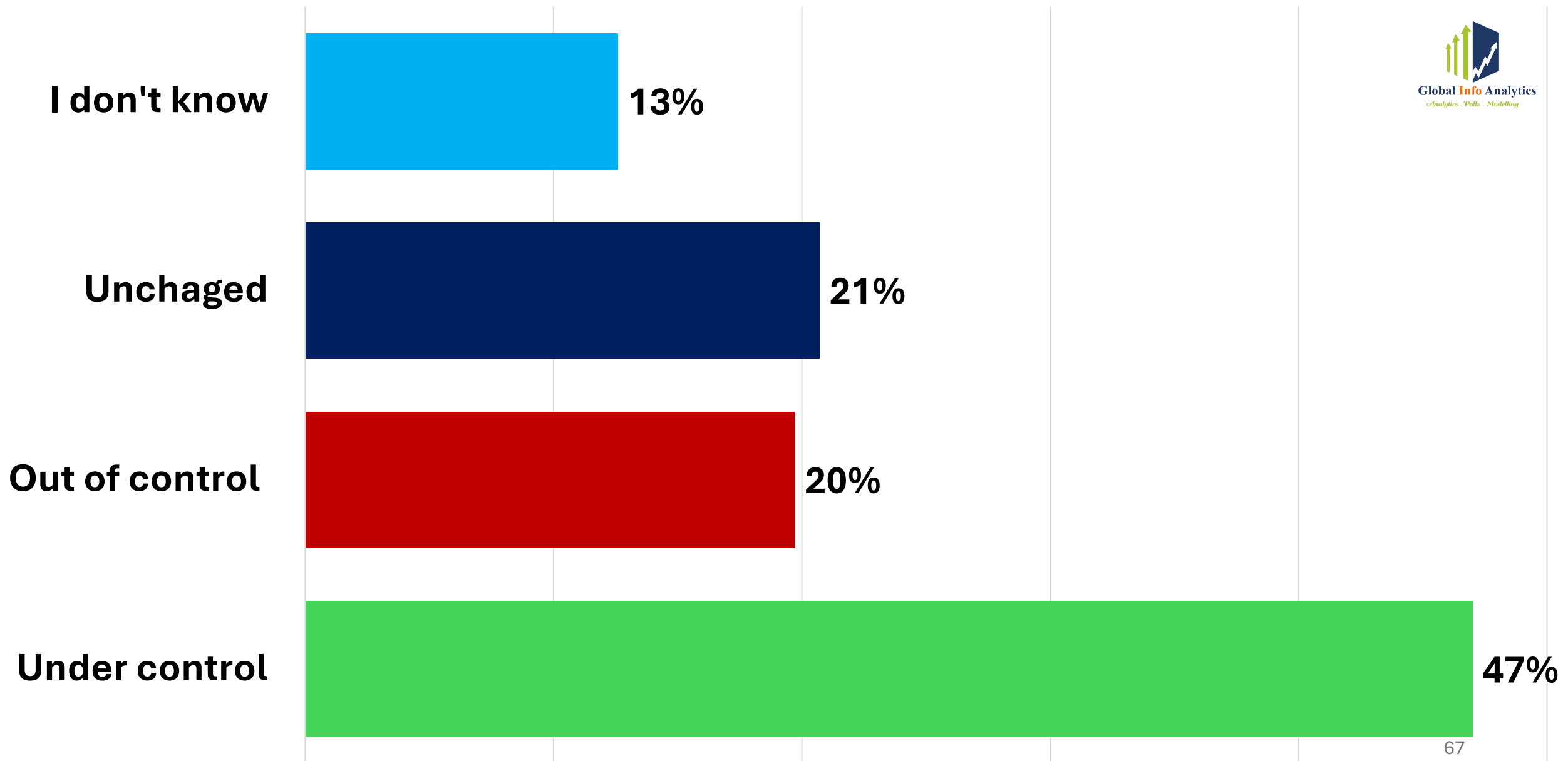
Which of the following institutions can better fight corruption



State of LGBTQ+ Issues in Ghana

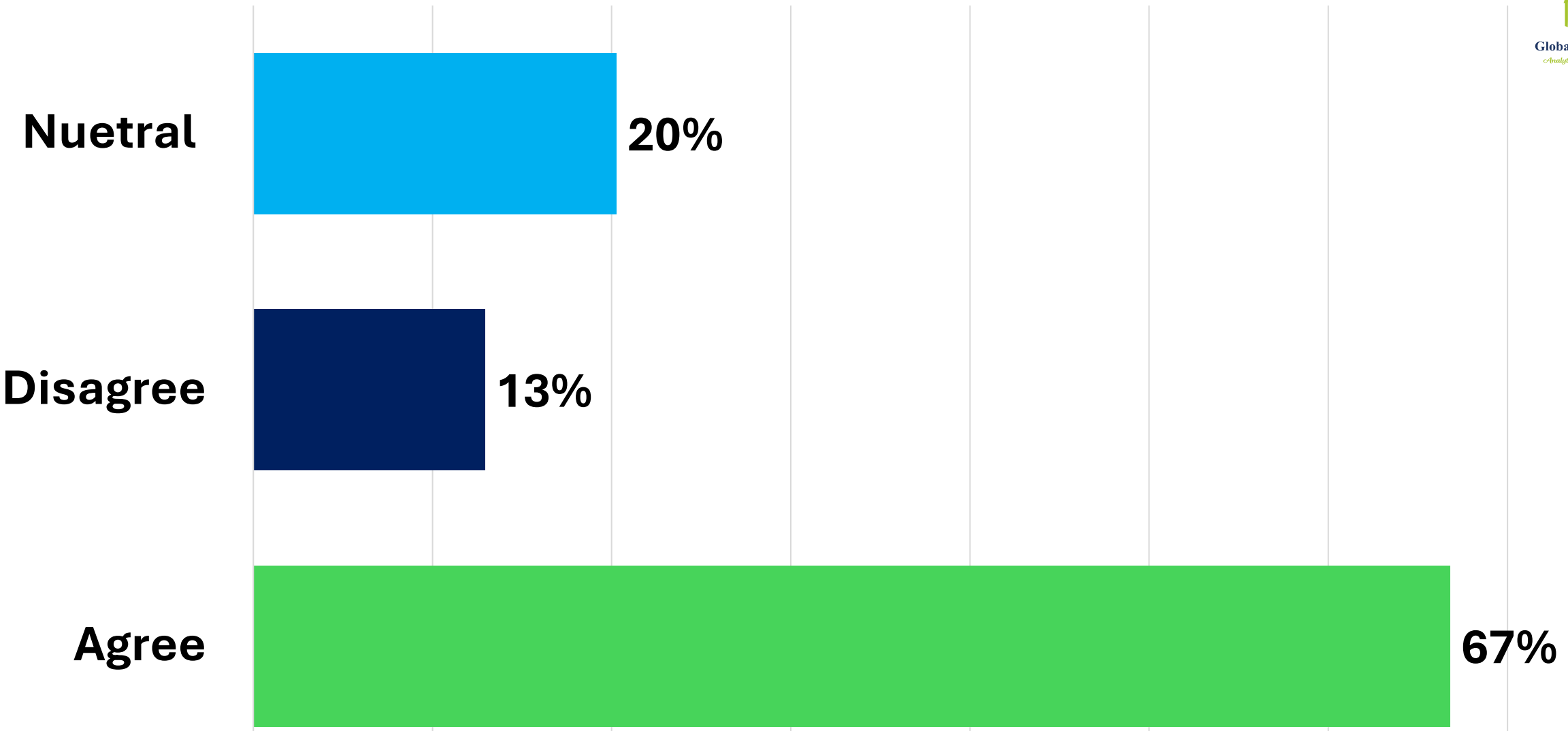


What is the current state of LGBTQ+ issues in Ghana today?

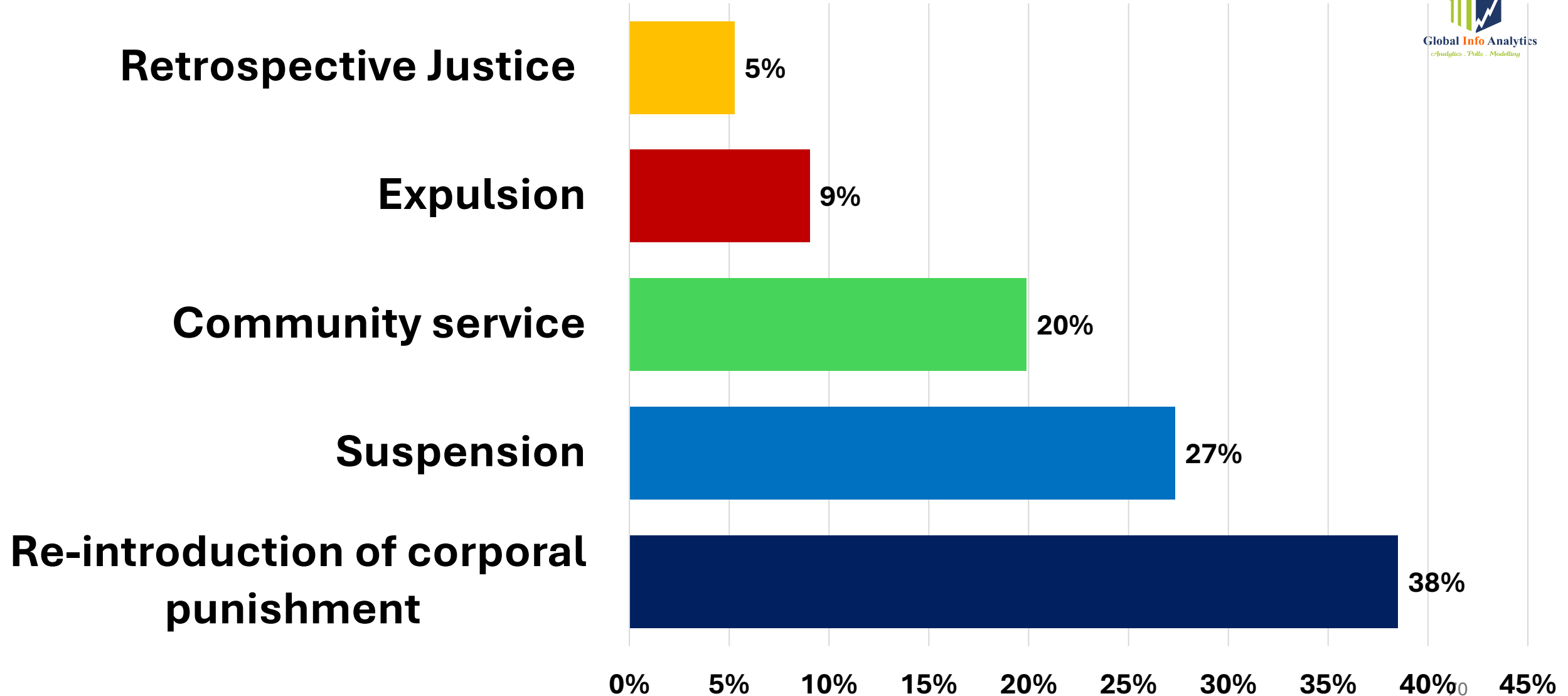


Examination malpractices and Indiscipline in Schools

Do you agree/disagree that images of adults involved in exam malpractices be published as a deterrent?



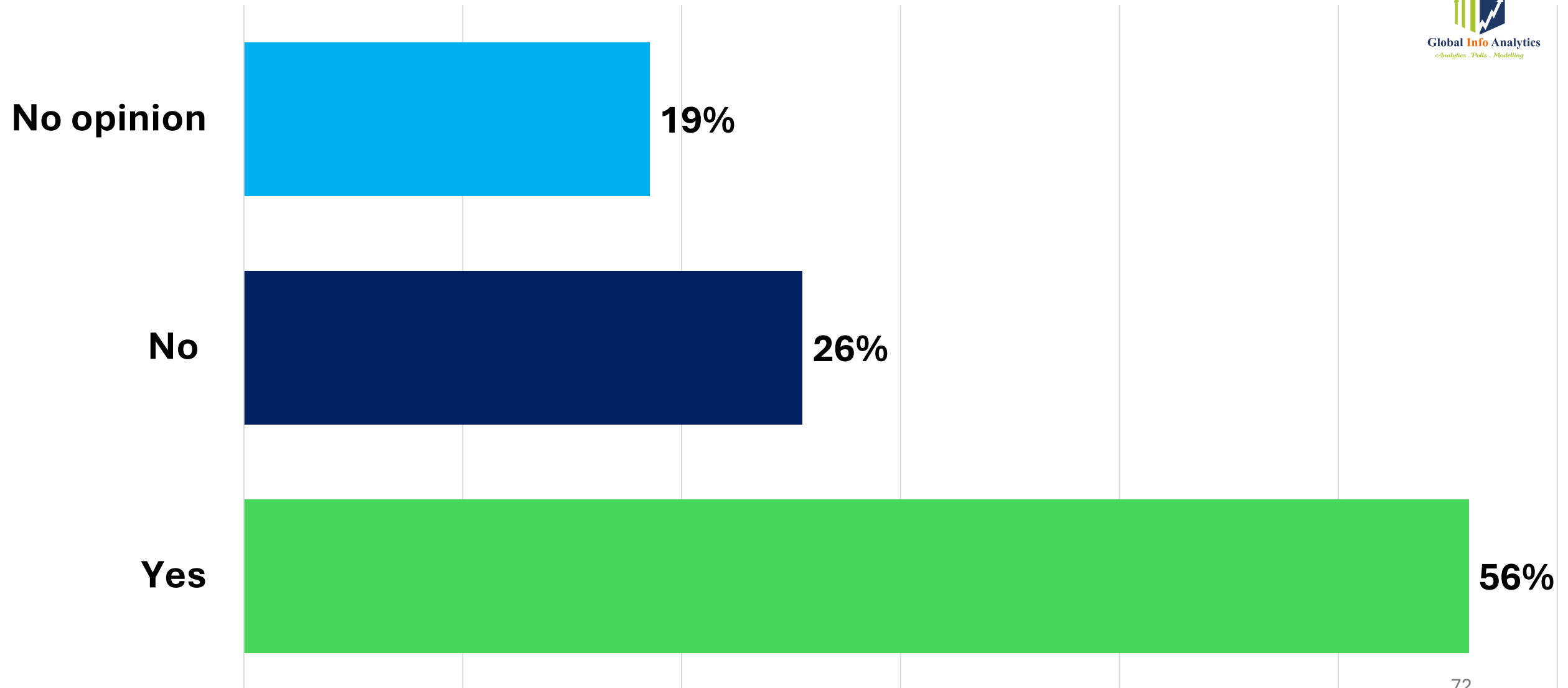
Which of the following proposals would you support to deal with indiscipline in our schools?



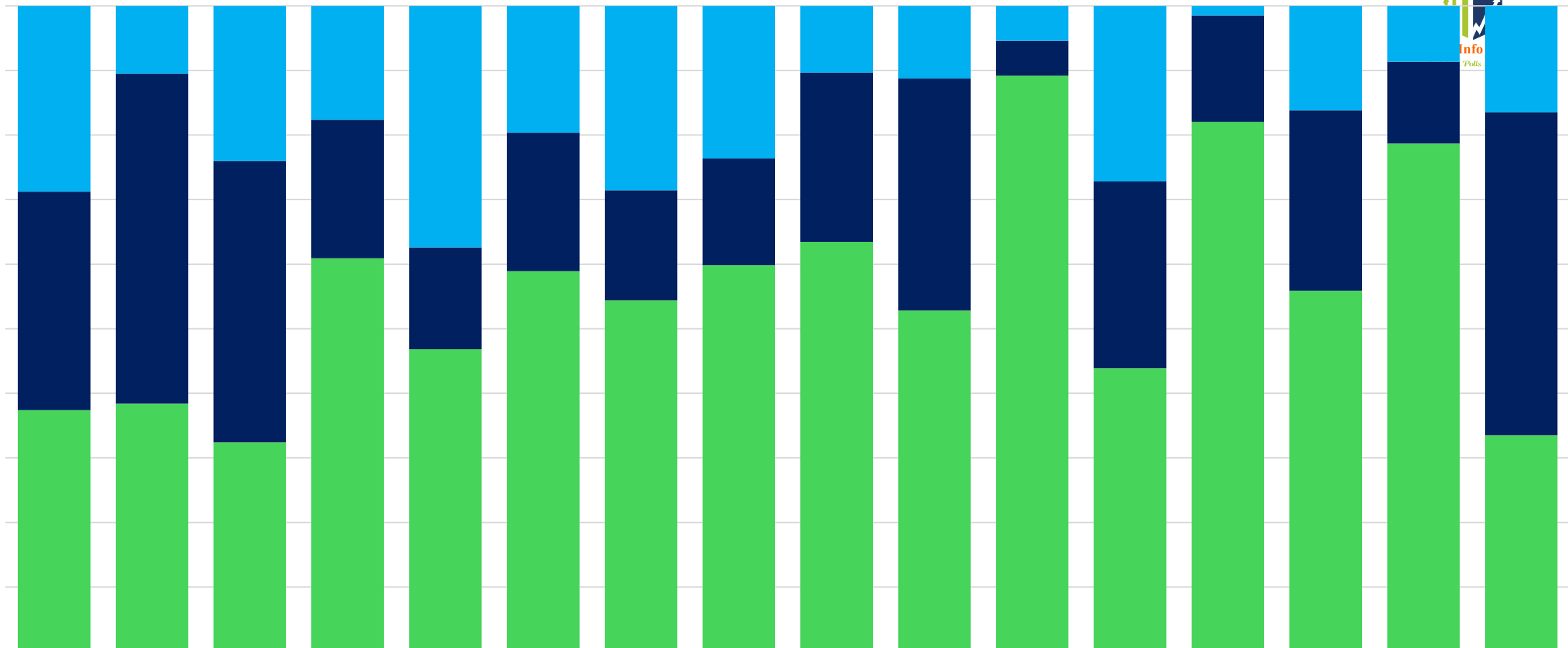
Future Political Leadership



Do you share the view that it is time for Ghana to be led by younger leaders?



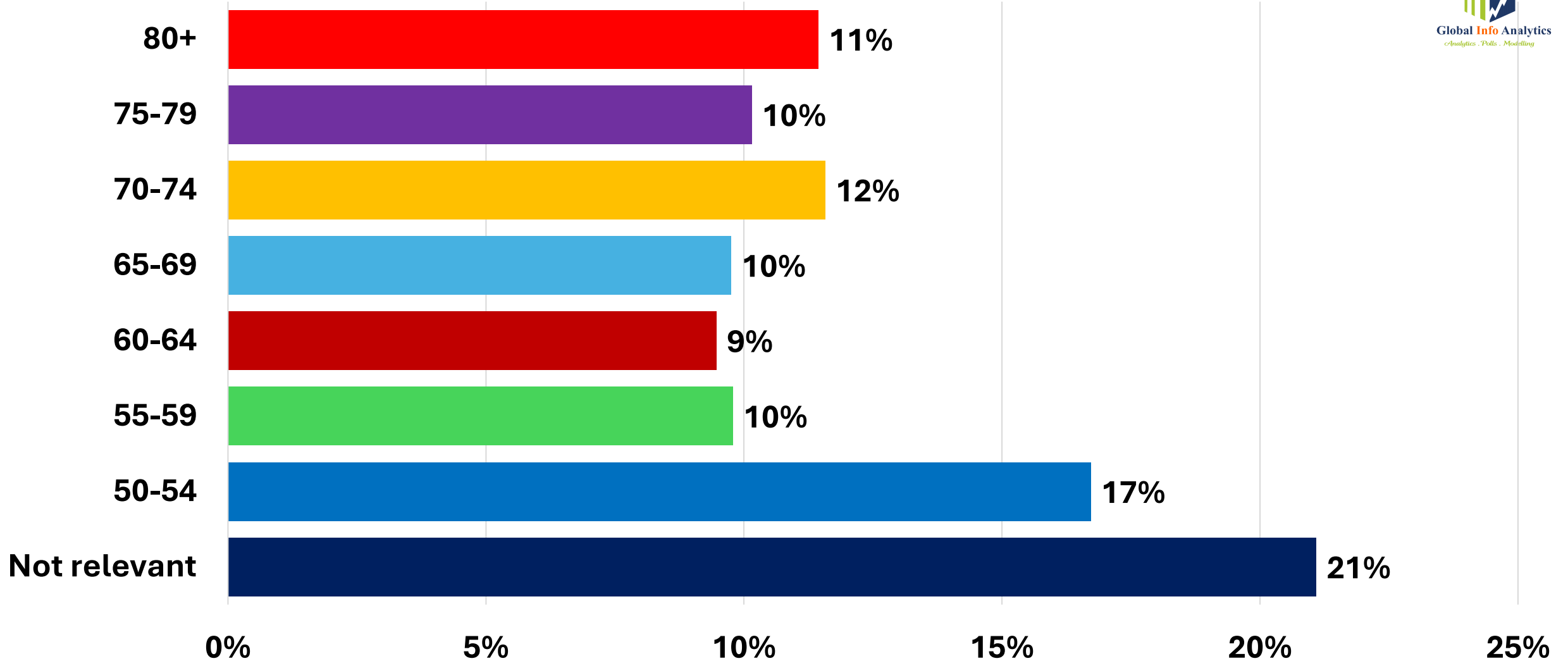
Do you share the view that it is time for Ghana to be led by younger leaders- Regions



	AHR	AR	BR	BER	CR	ER	GAR	NER	NR	OR	SR	UER	UWR	VR	WR	WNR
No opinion	29%	10%	24%	18%	37%	20%	29%	24%	10%	11%	5%	27%	1%	16%	9%	17%
No	34%	51%	44%	21%	16%	21%	17%	17%	26%	36%	5%	29%	17%	28%	13%	50%
Yes	37%	38%	32%	61%	47%	59%	54%	60%	63%	53%	89%	44%	82%	56%	79%	33%




What age group would you consider a candidate to be too old to be elected president?



National Tracking Poll

ELECTIONS: NDC Flagbearer Race and 2028 Outlook General voters

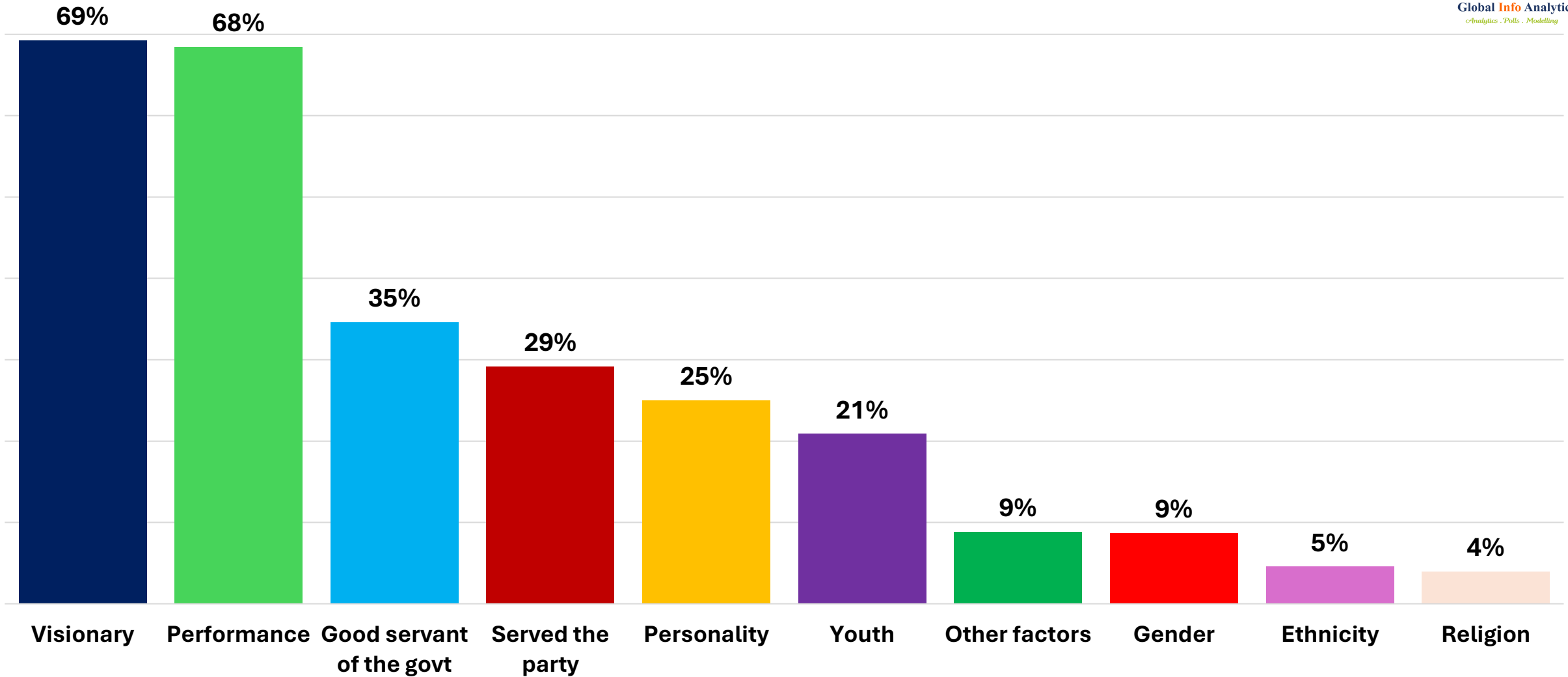
UPDATED-23rd June 2026



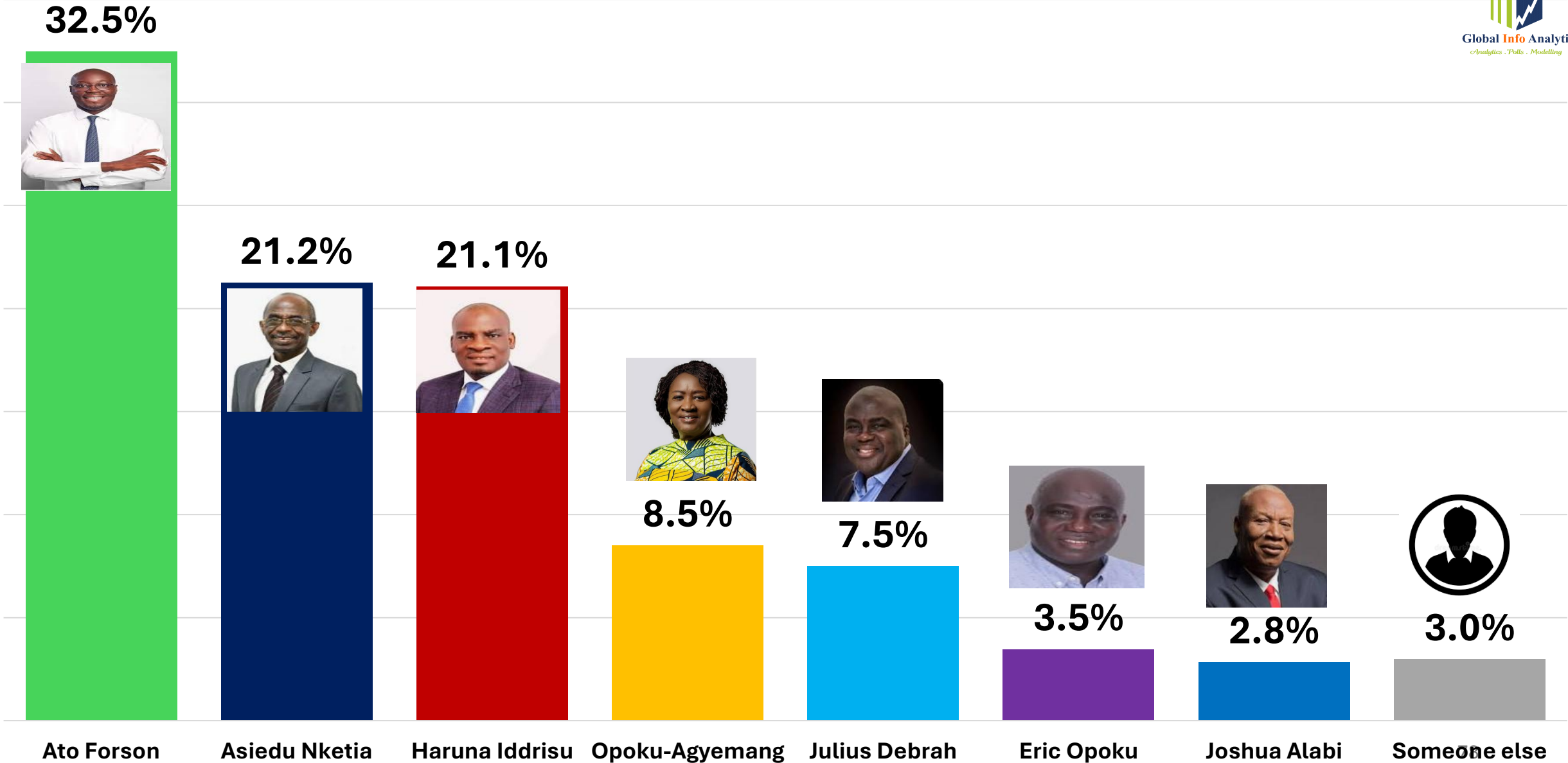
NDC Flagbearer's Race



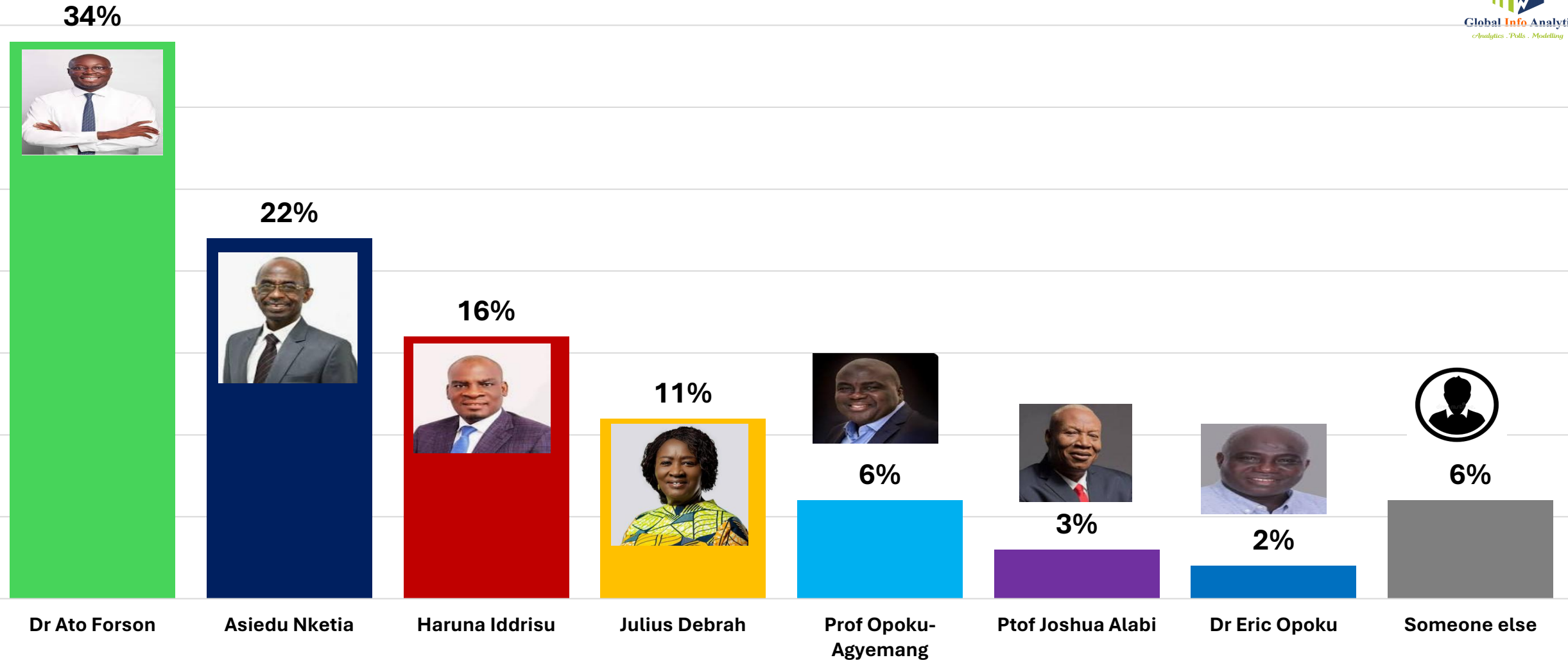
What factors are important for voters for NDC Leadership



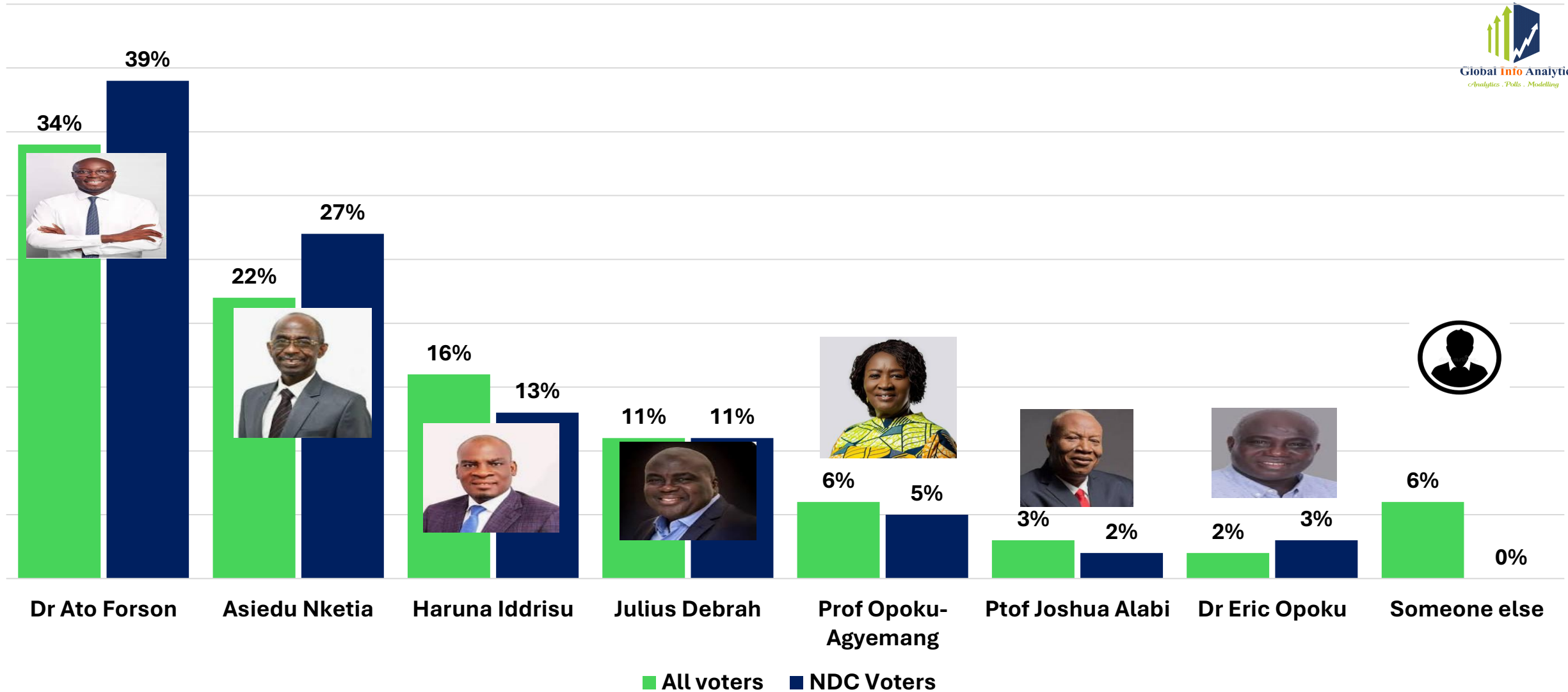
Who leads NDC in 2028-General Voters Preference



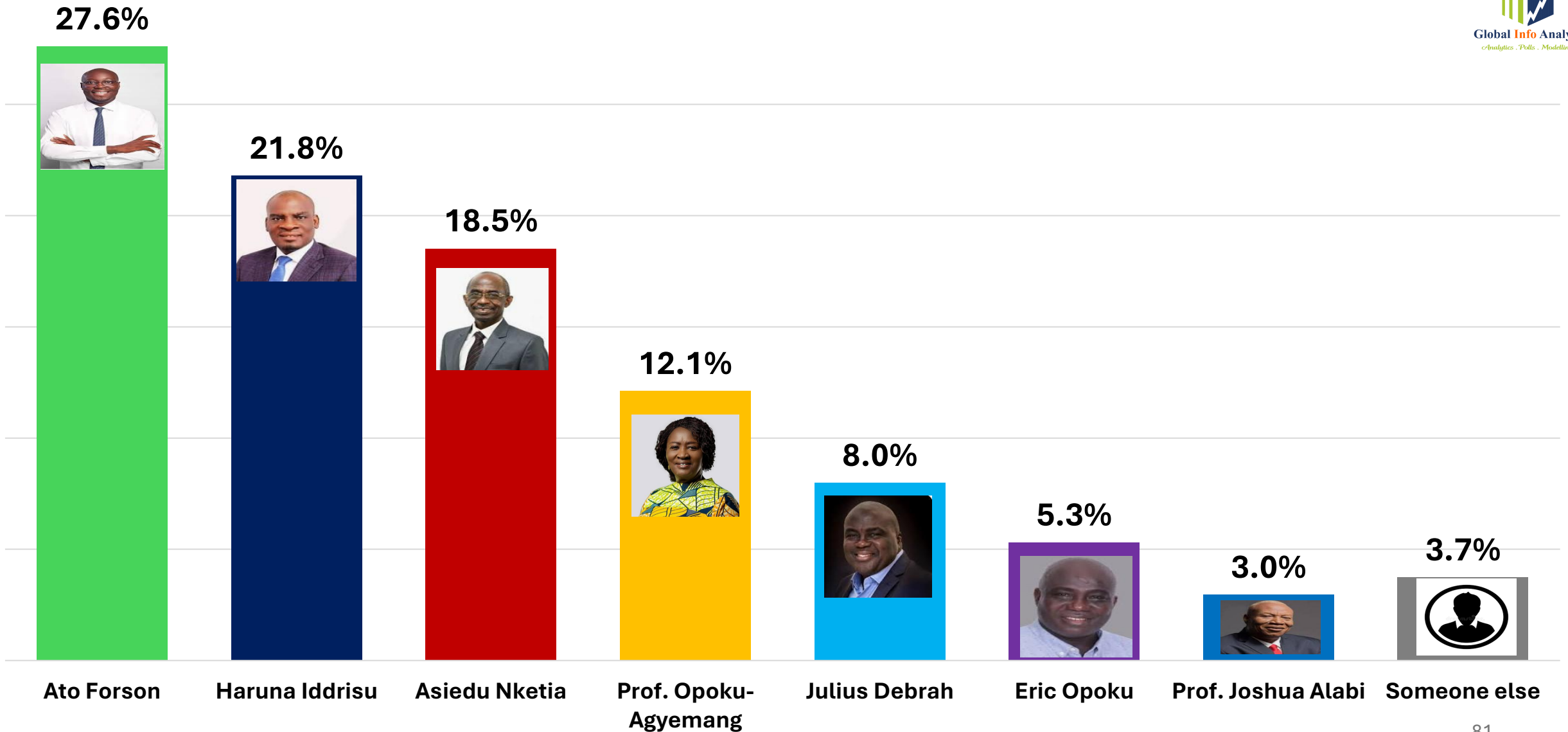
Who leads NDC in 2028-Voters who did not vote in the 2024 election



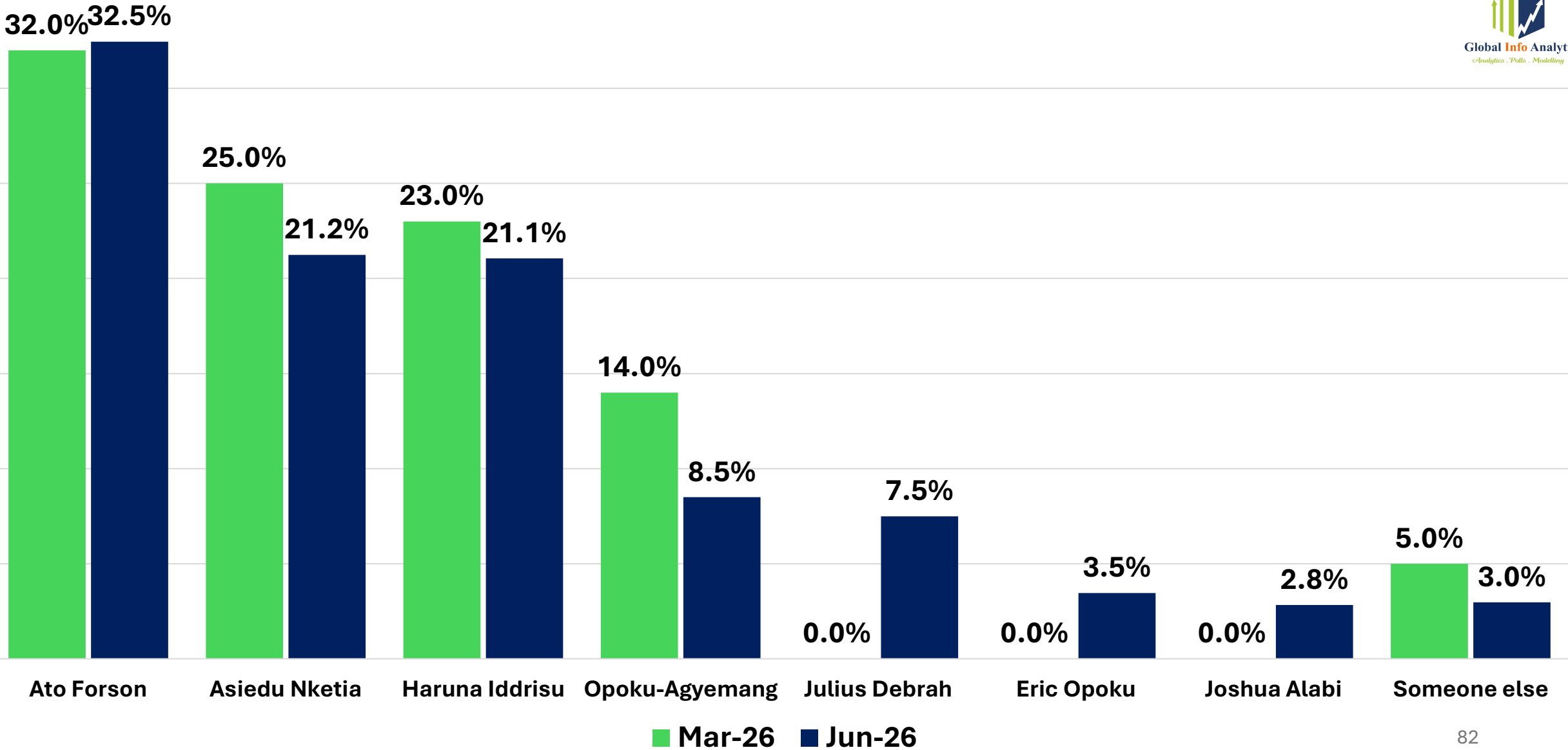
Who leads NDC in 2028-Voters who did not vote in the 2024 election (All voters and NDC voters)



Who leads NDC in 2028-First-Time Voters



NDC Race -General Voters Preference -March 2026-June 2026



NDC Race -General Voters Preference -March 2026-June 2026

	Mar-26	Jun-26	Changes
Ato Forson	32.0%	32.5%	0.5%
Asiedu Nketia	25.0%	21.2%	-3.8%
Haruna Iddrisu	23.0%	21.1%	-1.9%
Prof Opoku-Agyemang	14.0%	8.5%	-5.5%
Julius Debrah	0.0%	7.5%	7.5%
Eric Opoku	0.0%	3.5%	3.5%
Prof Joshua Alabi	0.0%	2.8%	2.8%
Someone else	5.0%	3.0%	-2.0%

NDC Race – Key Factors influencing voters' choices

	Performance	Visionary	Served party	Youth	Good Serv. Govt	Personality	Gender	Ethnicity	Religion	Other factors
Asiedu Nketia	21%	22%	24%	17%	20%	22%	18%	25%	23%	24%
Prof. Opoku-Agyemang	7%	8%	9%	9%	8%	9%	16%	12%	17%	10%
Ato Forson	35%	33%	30%	38%	33%	32%	31%	24%	20%	23%
Haruna Iddrisu	20%	21%	22%	21%	23%	21%	21%	20%	21%	18%
Julius Debrah	7%	7%	7%	6%	8%	8%	7%	8%	8%	13%
Joshua Alabi	3%	3%	4%	2%	2%	3%	2%	4%	6%	5%
Eric Opoku	4%	3%	2%	4%	4%	3%	2%	6%	3%	4%
Someone else	3%	3%	2%	3%	2%	3%	3%	2%	3%	3%

NDC Race - Party Affiliations

	NPP	NDC	Floating Voters	Other Parties	Not Disclosed
Ato Forson	34%	29%	41%	31%	29%
Haruna Iddrisu	24%	20%	18%	23%	14%
Asiedu Nketia	16%	26%	19%	14%	19%
Prof. Opoku-Agyemang	9%	10%	8%	7%	12%
Julius Debrah	7%	9%	6%	11%	8%
Eric Opoku	3%	2%	2%	2%	6%
Joshua Alabi	2%	3%	2%	3%	8%
Someone else	5%	1%	4%	9%	4%
	100%	100%	100%	100%	100%

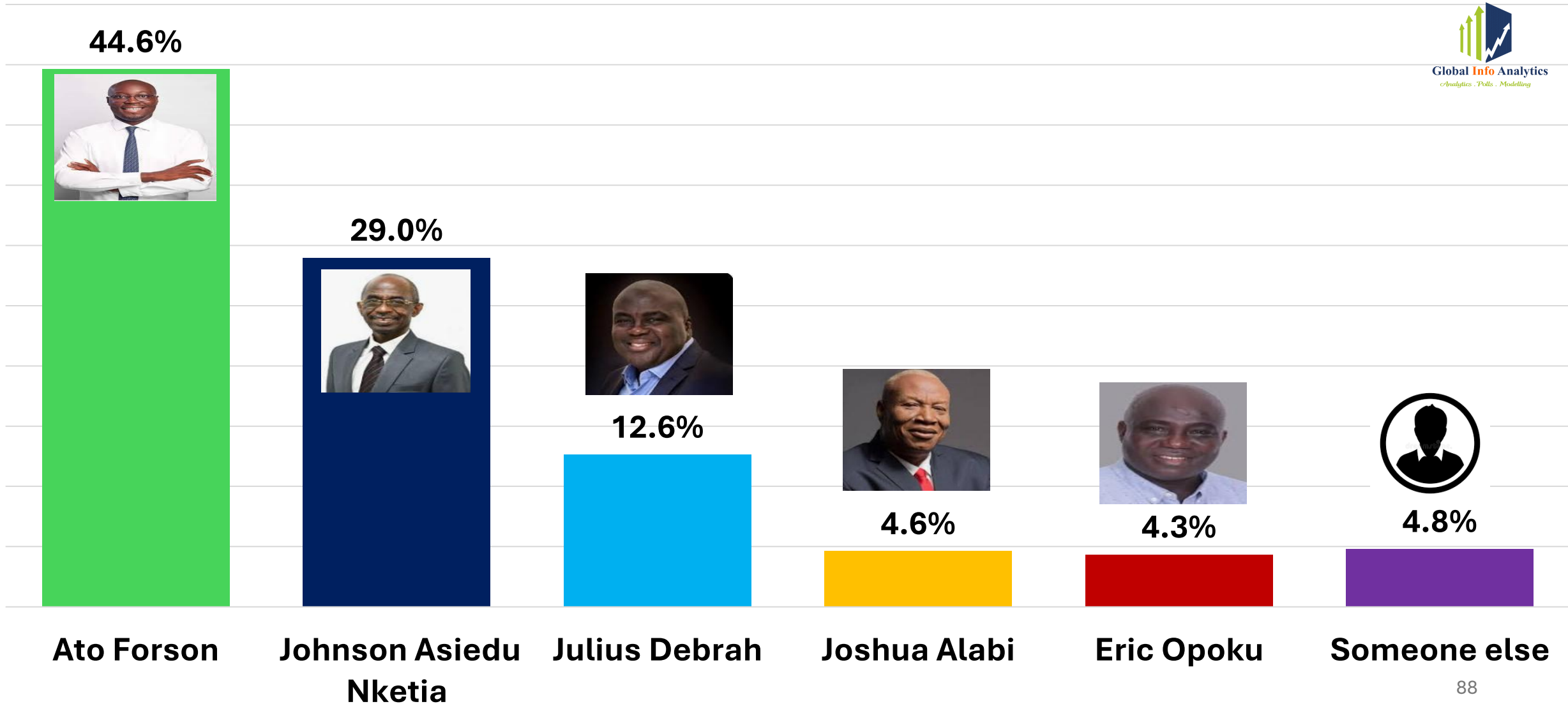
NDC Race - Ethnicity

	Akan	Guan	Ga- Adangme	Ewe	Mole- Dagbani	Gurma	Grusi	Mande	Gur	Others
Asiedu Nketia	22%	24%	28%	31%	13%	19%	25%	23%	20%	20%
Prof. Agyemang	7%	11%	8%	8%	7%	9%	7%	9%	13%	10%
Ato Forson	46%	31%	38%	29%	17%	29%	23%	19%	13%	20%
Haruna Iddrisu	12%	21%	8%	12%	54%	31%	34%	35%	53%	37%
Julius Debrah	7%	7%	10%	12%	3%	4%	7%	5%	0%	5%
Prof. Joshua Alabi	2%	3%	6%	4%	2%	3%	1%	4%	0%	2%
Eric Opoku	3%	2%	2%	3%	1%	1%	2%	2%	0%	6%
Someone else	1%	1%	1%	1%	1%	3%	1%	4%	0%	0%

Who leads NDC in 2028-If Prof. Opoku-Agyemang and Haruna Iddrisu don't contest




Global Info Analytics
Analytics . Polls . Modelling



NDC Race – Regional Blocs



NDC Race –Regional Blocs

	SWING	AKAN	VOLTA/OTI	NORTHERN
Ato Forson	47%	42%	16%	7%
Haruna Iddrisu	12%	12%	14%	60%
Asiedu Nketia	20%	20%	29%	12%
Prof. Naana Agyemang	7%	9%	15%	12%
Julius Debrah	8%	9%	9%	2%
Eric Opoku	1%	2%	1%	2%
Joshua Alabi	3%	2%	9%	1%
Someone else	2%	4%	6%	3%
 Global Info Analytics	100%	100%	100%	100%

NDC Race –Regional Blocs Changes

	Swing	Akans	Northern	Volta/Oti
Ato Forson	+4	-1	-4	-7
Haruna Iddrisu	-6	-2	+10	-3
Asiedu Nketia	-2	-2	-5	+4
Prof. Opoku-Agyemang	-7	-3	-6	-12
Julius Debrah	+8	+9	+2	+9
Eric Opoku	+1	+2	+2	+1
Joshua Alabi	+3	+4	+6	+3
Someone else	-3	-1	-1	-2

NDC Race – Head-to-Head



Asiedu Nketia v Ato Forson

62%



Ato Forson

38%

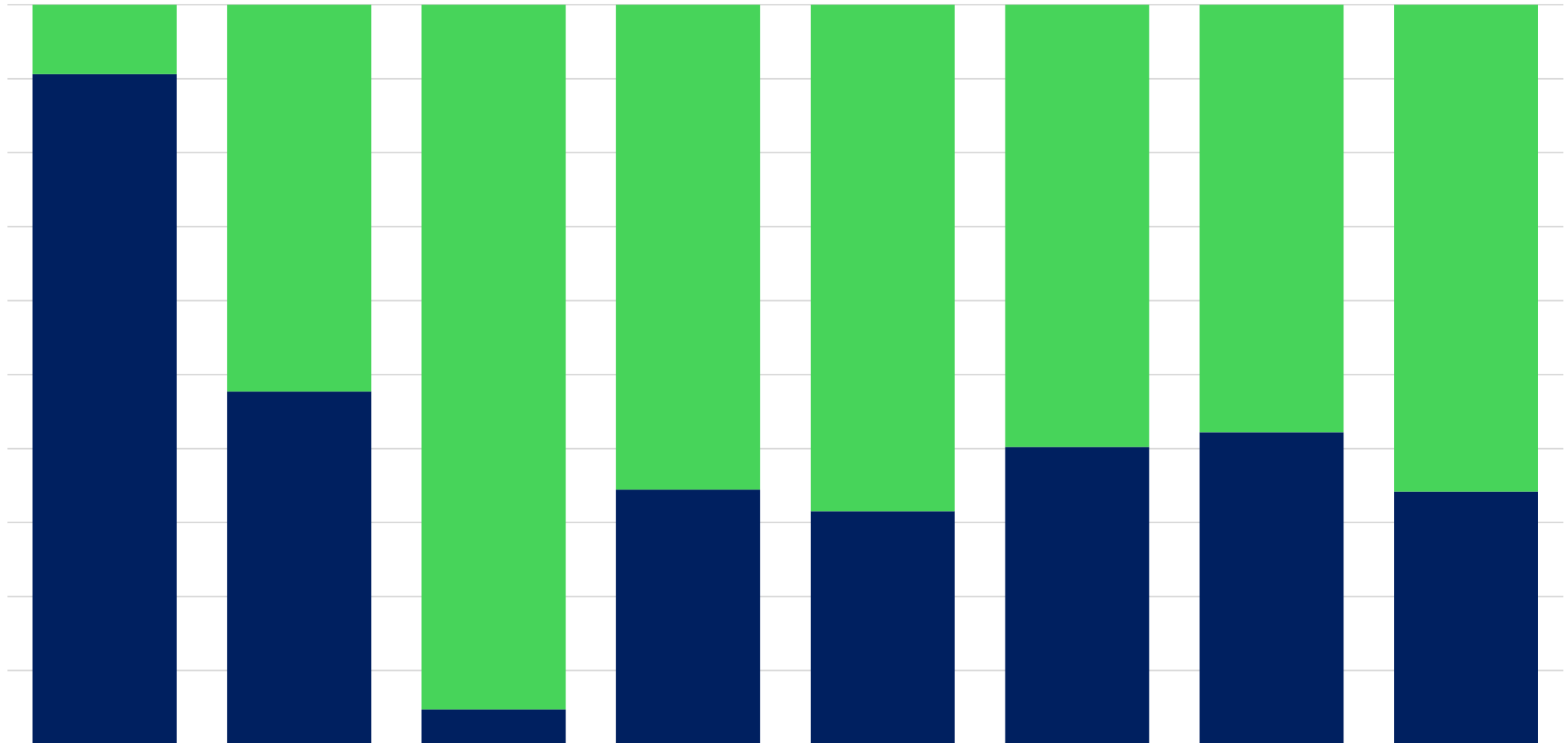


Asiedu Nketia

Asiedu Nketia v Ato Forson- Round One Switches




Global Info Analytics
Analytics · Polls · Modelling



	JAN	JNOA	ABF	HI	JD	JA	EO	S/E
■ Ato Forson	9%	52%	95%	66%	68%	60%	58%	66%
■ Asiedu Nketia	91%	48%	5%	34%	32%	40%	42%	34%

Asiedu Nketia v Ato Forson- Age Groups




	16-17	18-24	25-34	35-44	45-54	55-64	65+	Not Disclosed
■ Ato Forson	58%	60%	61%	63%	63%	57%	64%	59%
■ Asiedu Nketia	43%	40%	39%	37%	37%	43%	36%	41%

Asiedu Nketia v Ato Forson- Education Level




Global Info Analytics
Analytics · Polls · Modelling



	Junior High	Senior High	Tertiary	No Education
■ Ato Forson	58%	60%	66%	57%
■ Asiedu Nketia	42%	40%	34%	43% ⁹⁶

Asiedu Nketia v Ato Forson- Party Affiliations



	NPP	NDC	FV	Others	Not Disclosed
■ Ato Forson	69%	56%	68%	63%	66%
■ Asiedu Nketia	31%	44%	32%	37%	34%

Asiedu Nketia v Haruna Iddrisu

50.6%



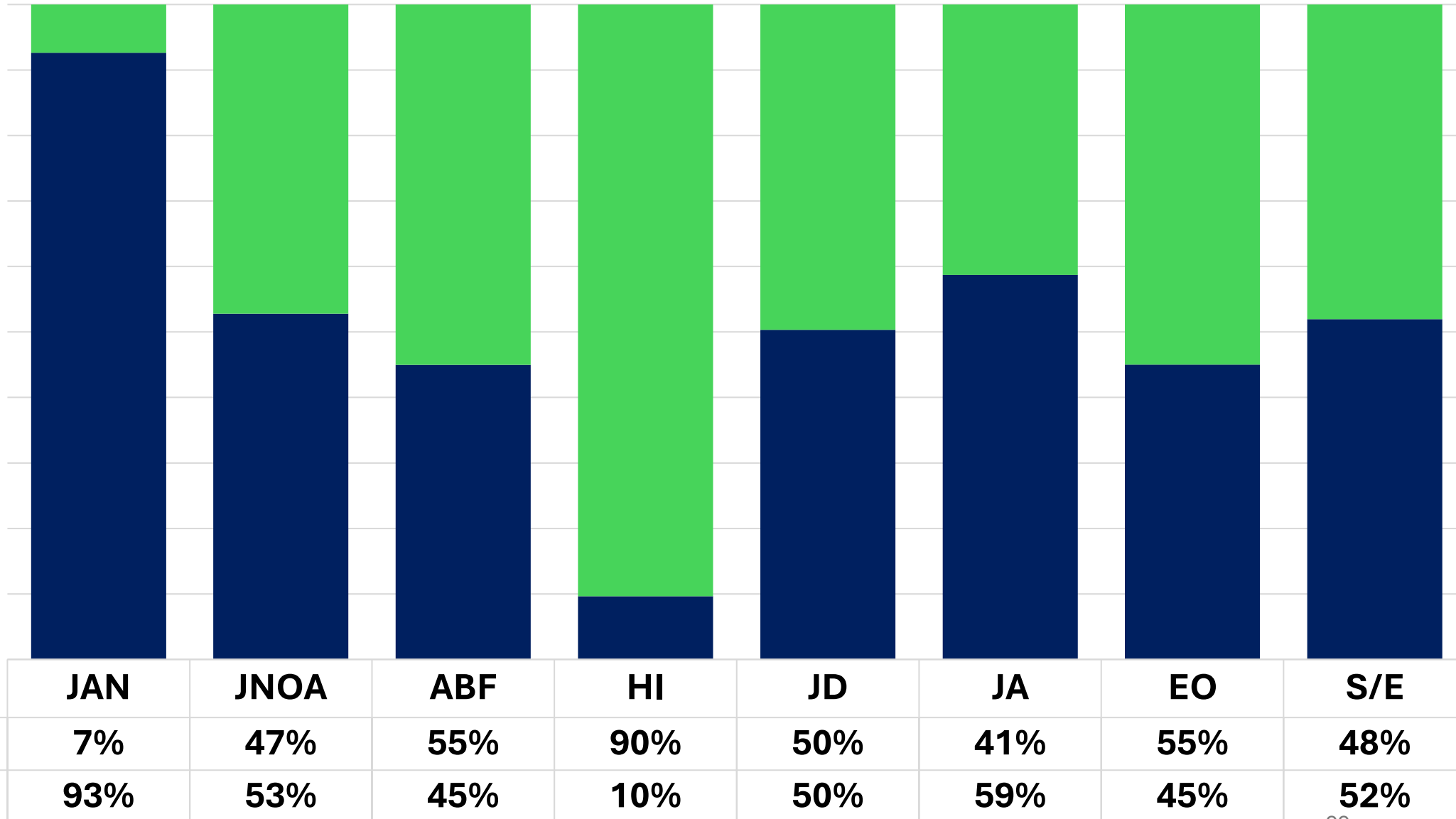
Haruna Iddrisu

49.4%



Asiedu Nketia


Asiedu Nketia v Haruna Iddrisu- Round One Switches



Asiedu Nketia v Haruna Iddrisu- Age Groups



Global Info Analytics
Analytics · Polls · Modelling




	16-17	18-24	25-34	35-44	45-54	55-64	65+	Not Disclosed
■ Haruna Iddrisu	43%	50%	49%	51%	52%	54%	48%	58%
■ Asiedu Nketia	57%	50%	51%	49%	48%	46%	52%	42%

Asiedu Nketia v Haruna Iddrisu- Education Level



Global Info Analytics
Analytics · Polls · Modelling

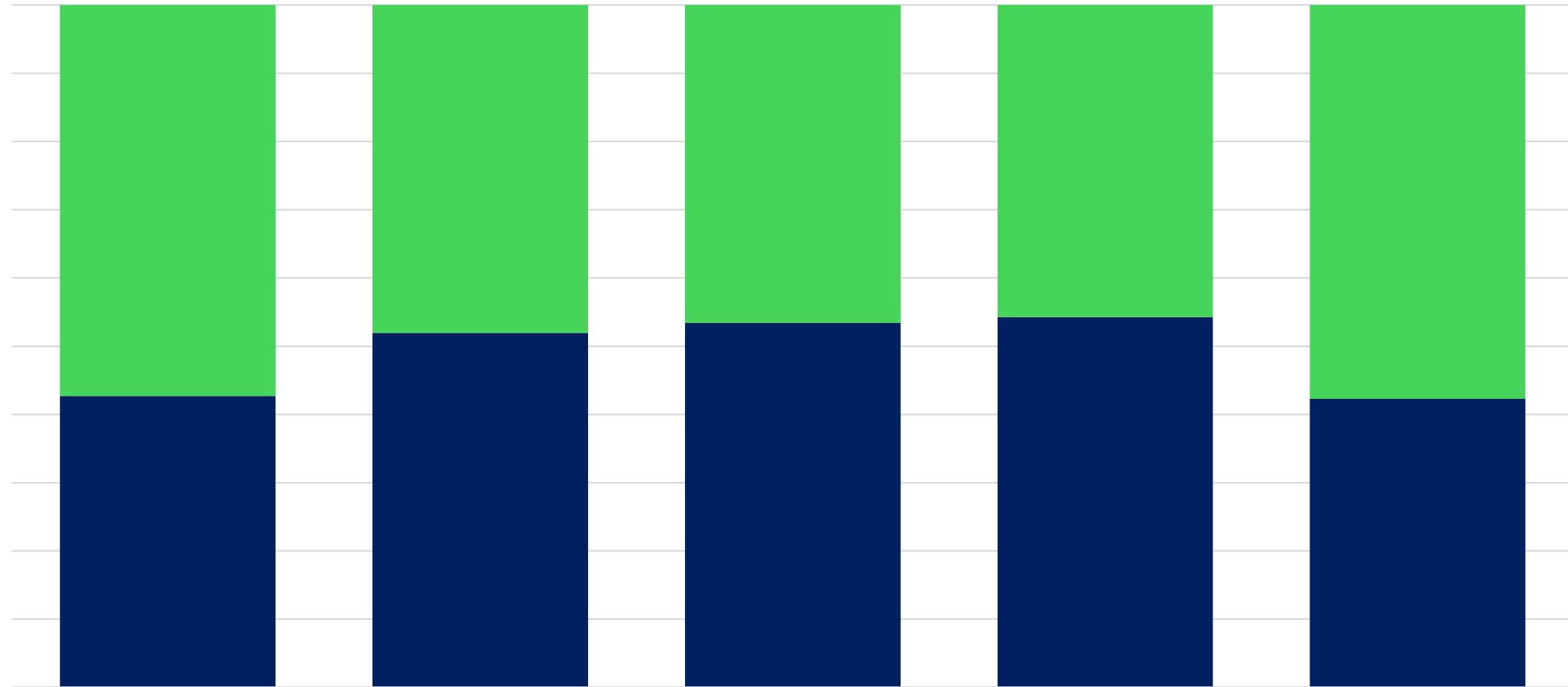


	Junior High	Senior High	Tertiary	No Education
Haruna Iddrisu	45%	45%	56%	55%
Asiedu Nketia	55%	55%	44%	45%

Asiedu Nketia v Haruna Iddrisu- Party Affiliations



Global Info Analytics
Analytics · Polls · Modelling



	NPP	NDC	FV	Others	Not Disclosed
Haruna Iddrisu	57%	48%	47%	46%	58%
Asiedu Nketia	43%	52%	53%	54%	42%

Ato Forson v Haruna Iddrisu

62%



Ato Forson

38%

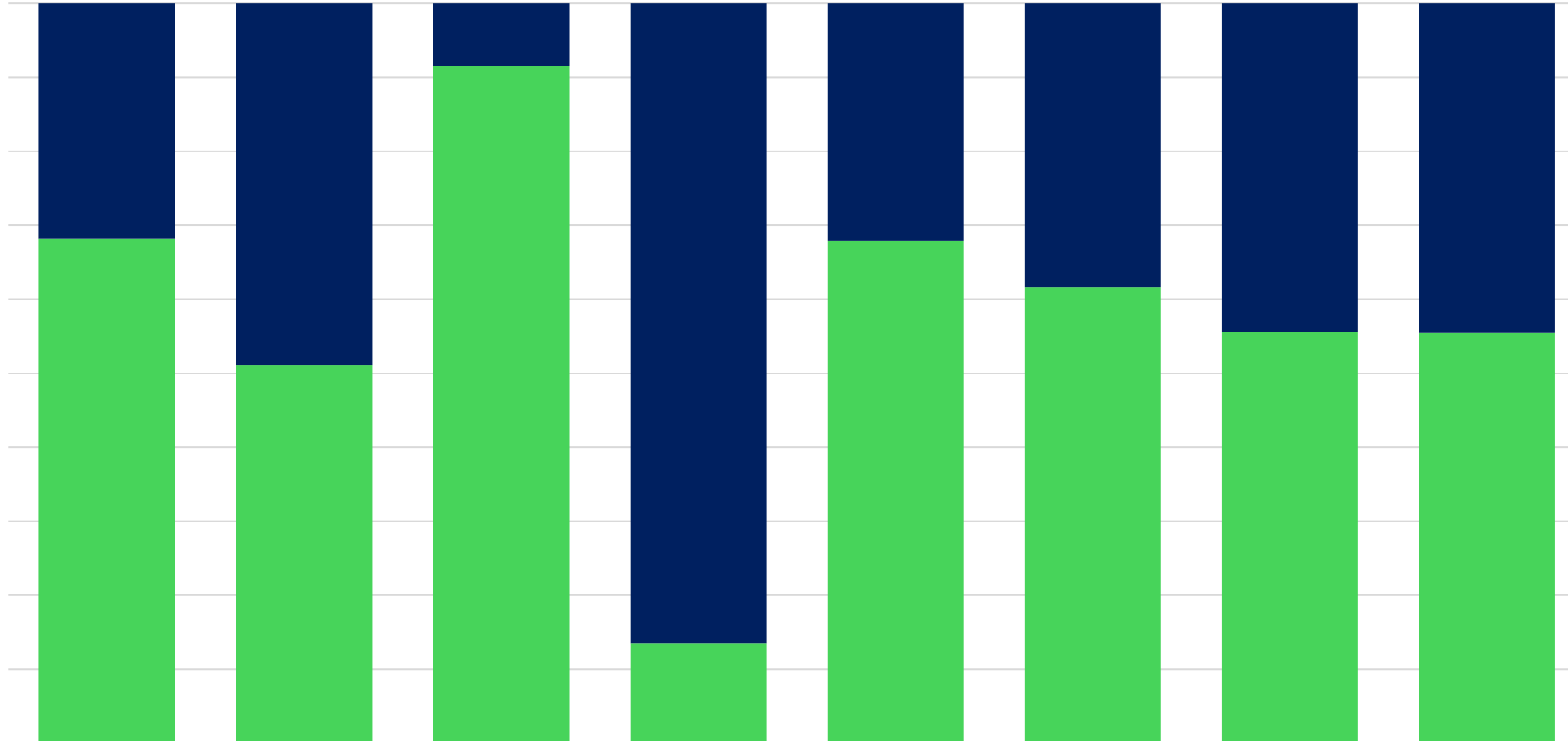


Haruna Iddrisu

Ato Forson v Haruna Iddrisu- Round One Switches




Global Info Analytics
Analytics · Polls · Modelling



	JAN	JNOA	ABF	HI	JD	JA	EO	S/E
■ Haruna Iddrisu	32%	49%	8%	87%	32%	38%	44%	45%
■ Ato Forson	68%	51%	92%	13%	68%	62%	56%	55%

Ato Forson v Haruna - Age Groups

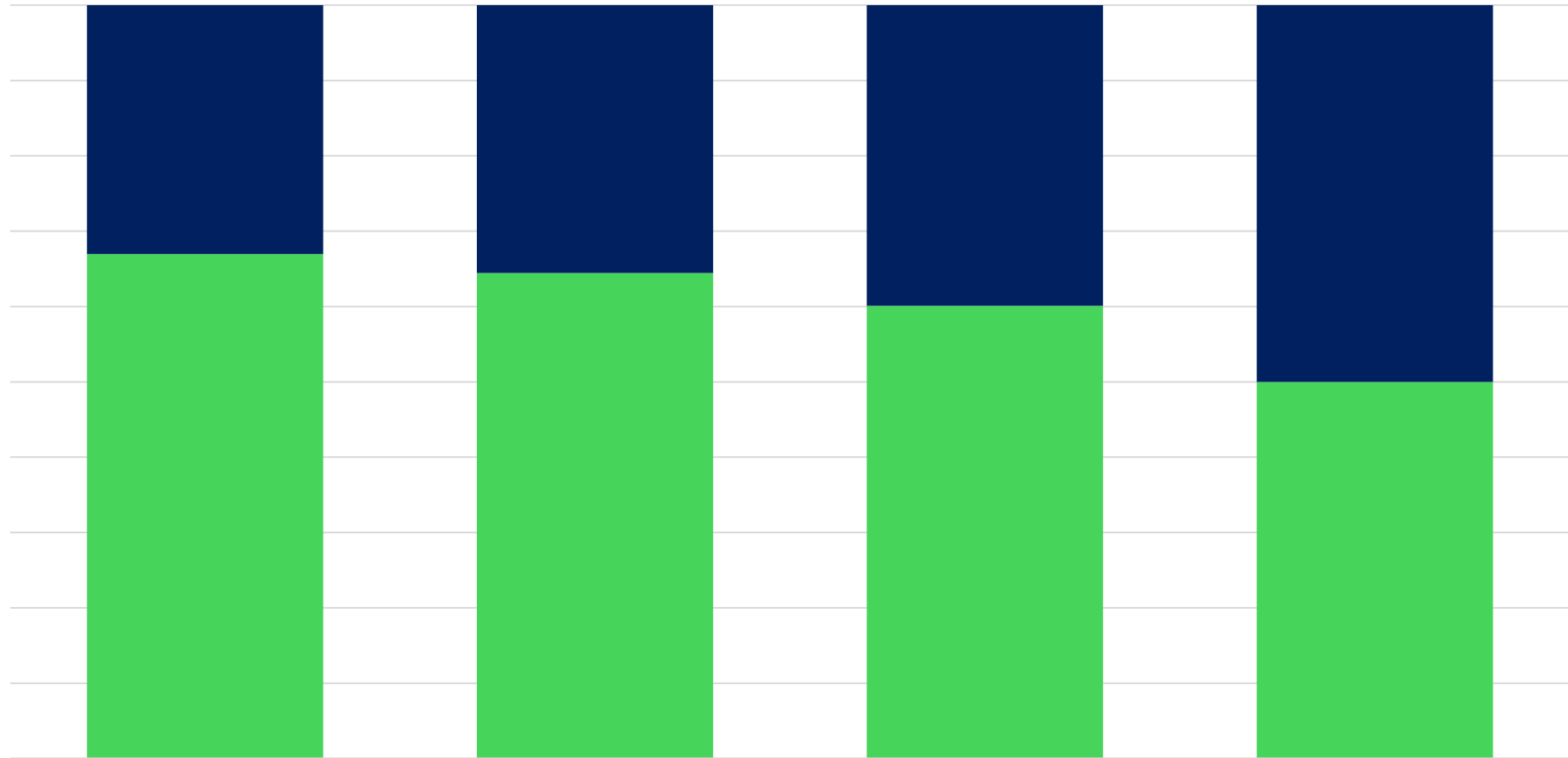


	16-17	18-24	25-34	35-44	45-54	55-64	65+	Not Disclosed
■ Haruna Iddrisu	42%	41%	40%	36%	37%	39%	39%	59%
■ Ato Forson	58%	59%	60%	64%	63%	61%	61%	41%

Ato Forson v Haruna - Education Level



Global Info Analytics
Analytics · Polls · Modelling




	Junior High	Senior High	Tertiary	No Education
Haruna Iddrisu	33%	36%	40%	50%
Ato Forson	67%	64%	60%	50%

Ato Forson v Haruna - Party Affiliations



Global Info Analytics
Analytics · Polls · Modelling



	NPP	NDC	FV	Others	Not Disclosed
Haruna Iddrisu	42%	39%	31%	36%	36%
Ato Forson	58%	61%	69%	64%	64%

NDC Race-Frontrunners by Ethnicity

NDC Race-Frontrunners by Ethnicity

	Akan	Guan	Ga- Adangme	Ewe	Mole- Dagbani	Gurma	Grusi	Mande	Gur	Others
A. Nketia	33%	43%	38%	44%	34%	36%	56%	40%	53%	48%
A. Forson	67%	57%	62%	56%	66%	64%	44%	60%	47%	52%
	100%	100%	100%	100%	100%	100%	100%	100%	100%	100%
A. Nketia	55%	48%	58%	61%	29%	39%	52%	39%	47%	38%
H. Iddrisu	45%	52%	42%	39%	71%	61%	48%	61%	53%	62%
	100%	100%	100%	100%	100%	100%	100%	100%	100%	100%
Forson	76%	58%	81%	70%	31%	47%	47%	47%	33%	40%
H. Iddrisu	24%	42%	19%	30%	69%	53%	53%	53%	67%	60%
	100%	100%	100%	100%	100%	100%	100%	100%	100%	100%

Asiedu Nketia v Prof Opoku-Agyemang

70%



Asiedu Nketia

30%



Prof Opoku Agyemang

Asiedu Nketia v Julius Debrah

70%



Asiedu Nketia

30%



Julius Debrah

Asiedu Nketia v Joshua Alabi

83%



Asiedu Nketia


17%



Joshua Alabi

Asiedu Nketia v Eric Opoku

82%



Asiedu Nketia

18%

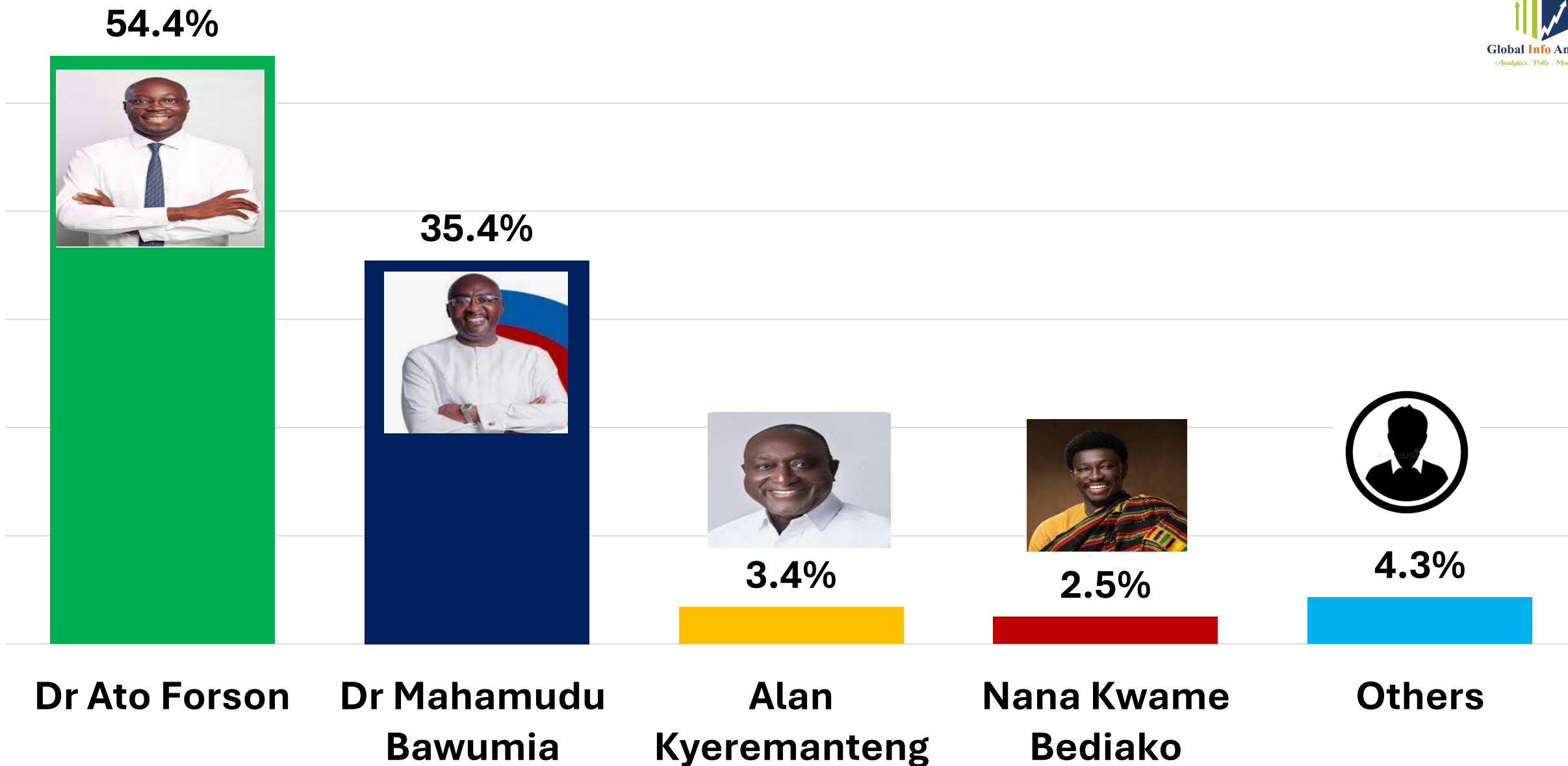


Eric Opoku

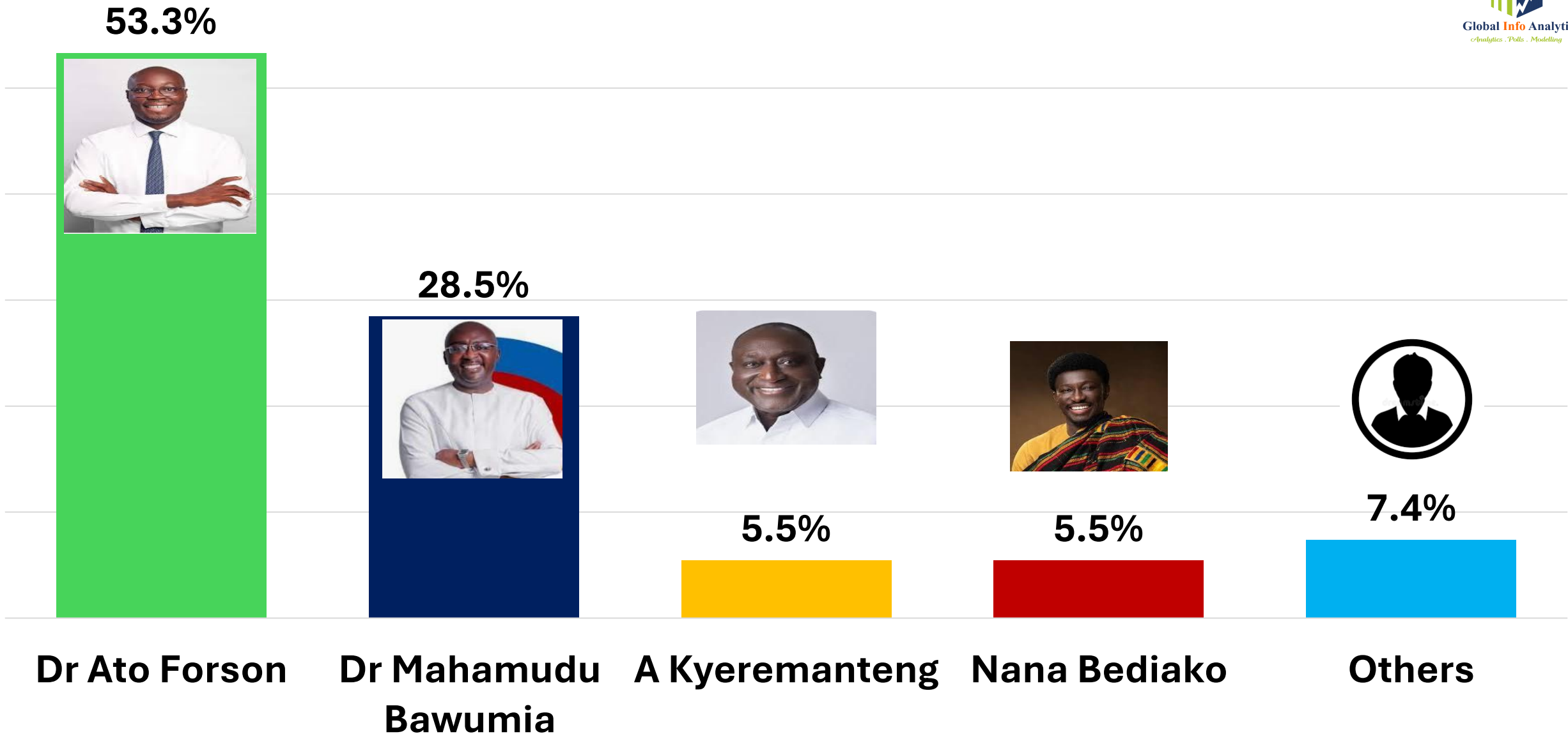
2028 General Election Outlook



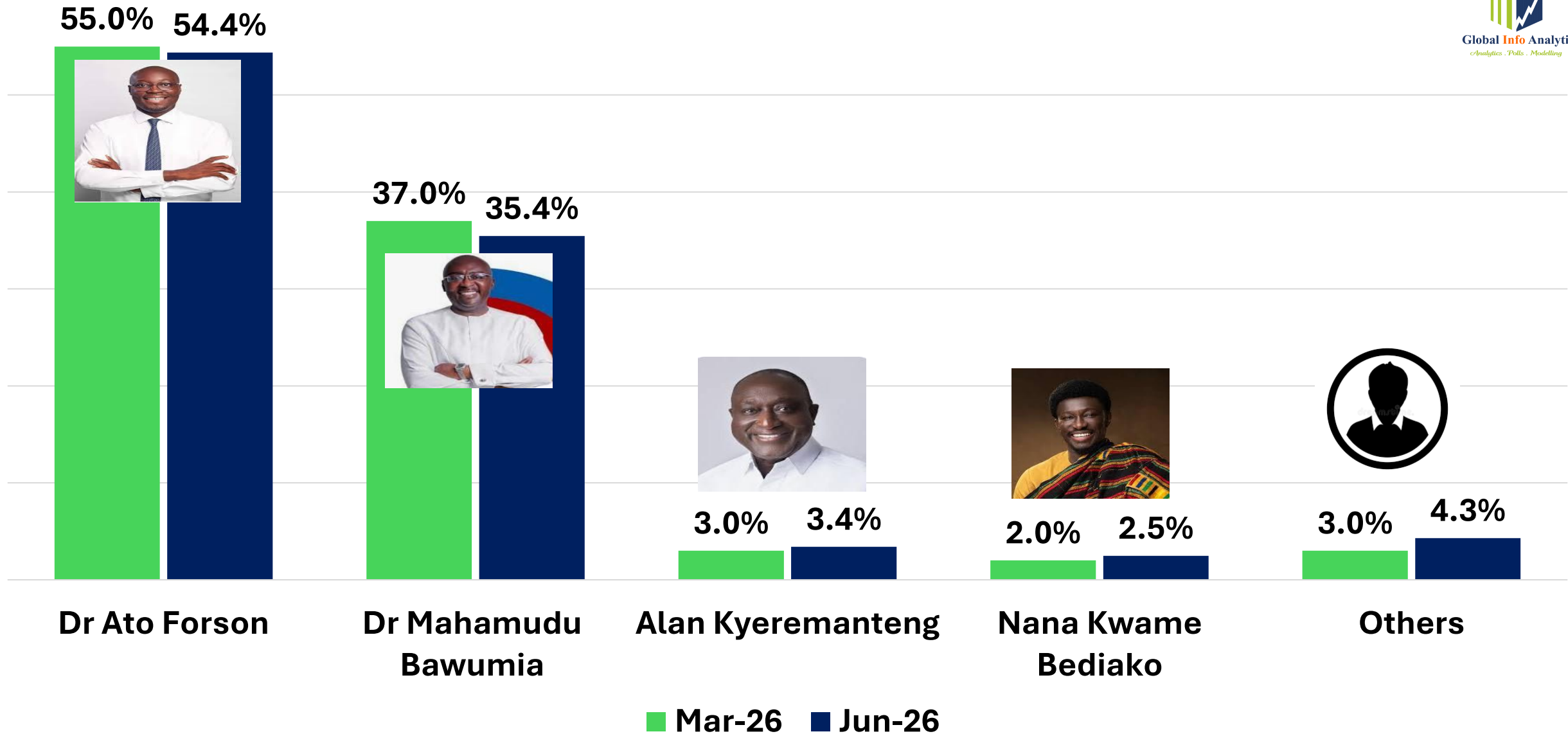
Ato Forson v Dr Mahamudu Bawumia



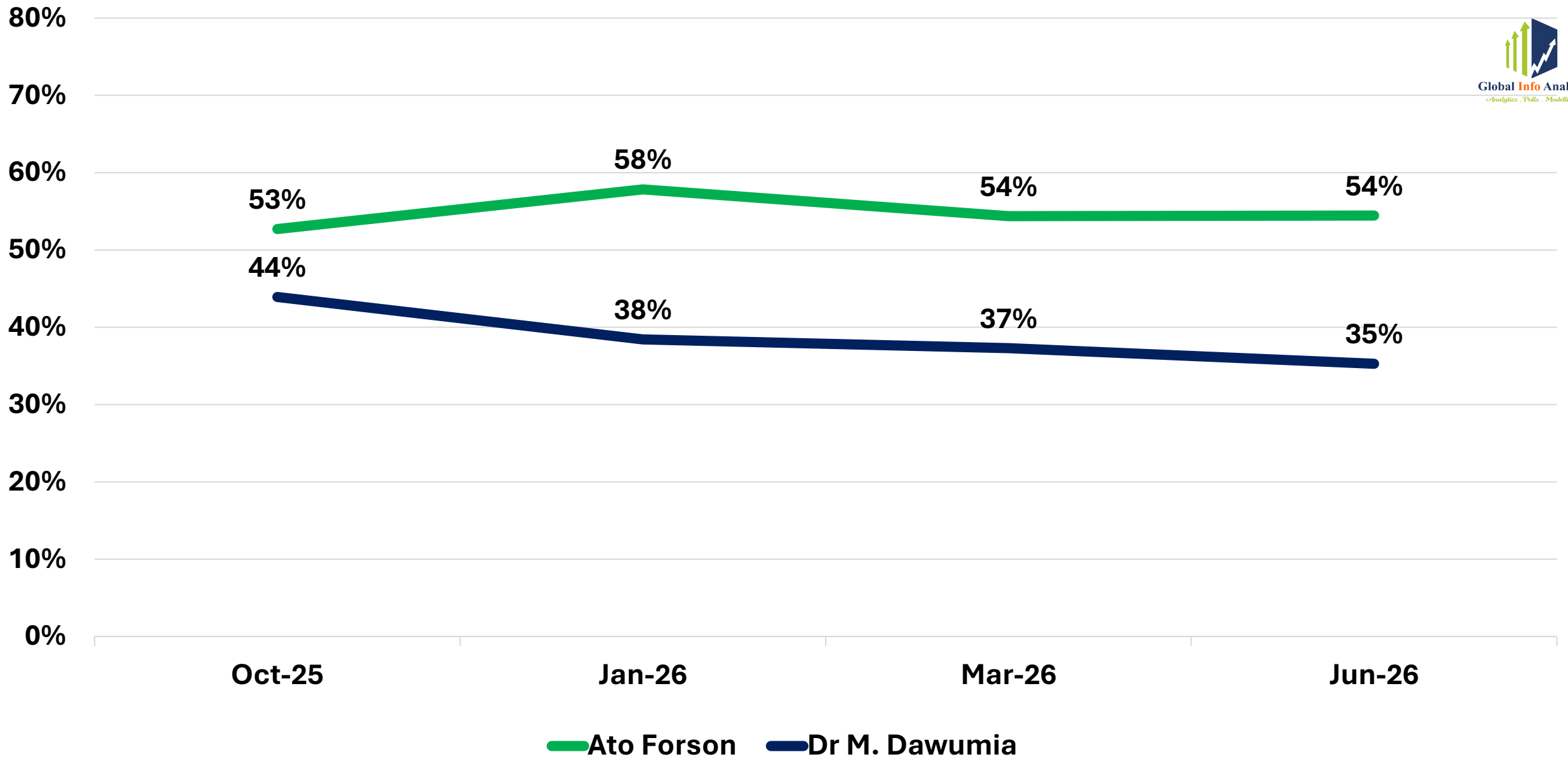
Ato Forson v Dr Mahamudu Bawumia-First-time voters



Ato Forson v Dr Mahamudu Bawumia-Changes



Ato Forson v Dr Mahamudu Bawumia-Trend Analysis

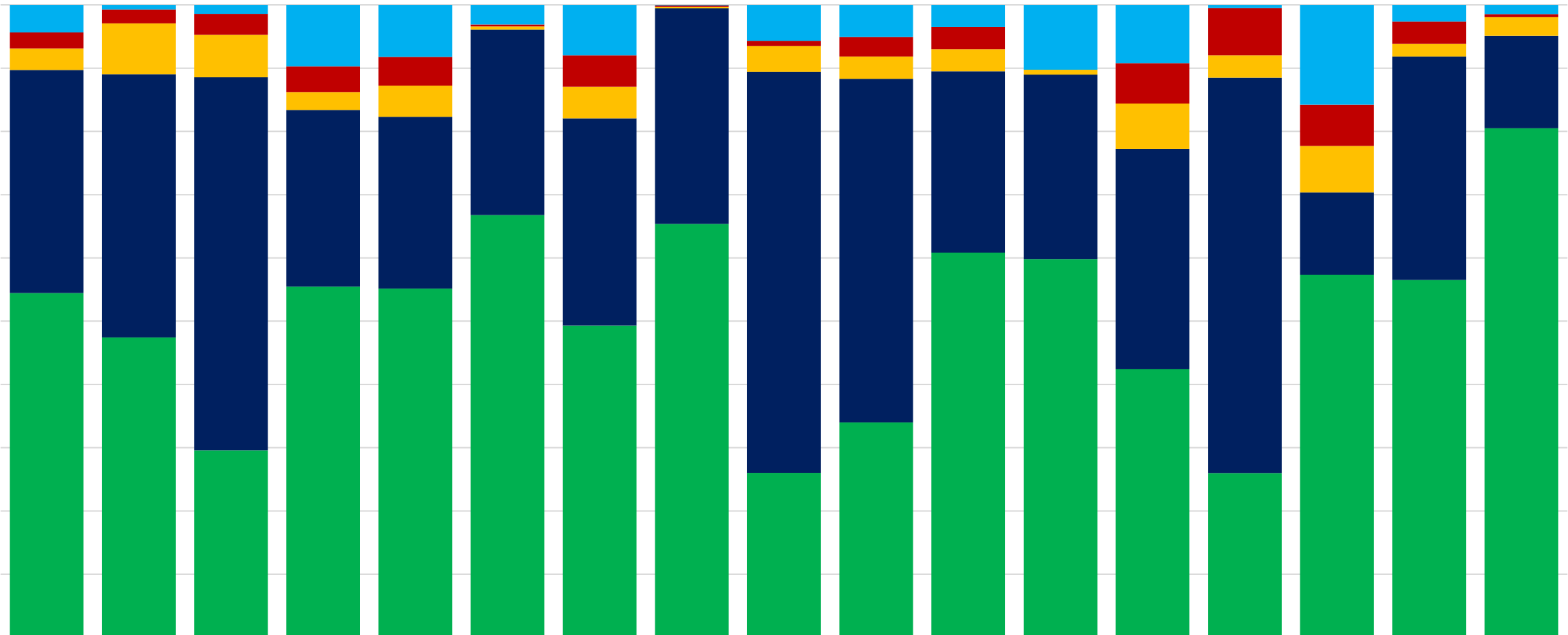


Ato Forson v Dr Mahamudu Bawumia-Regional Blocs



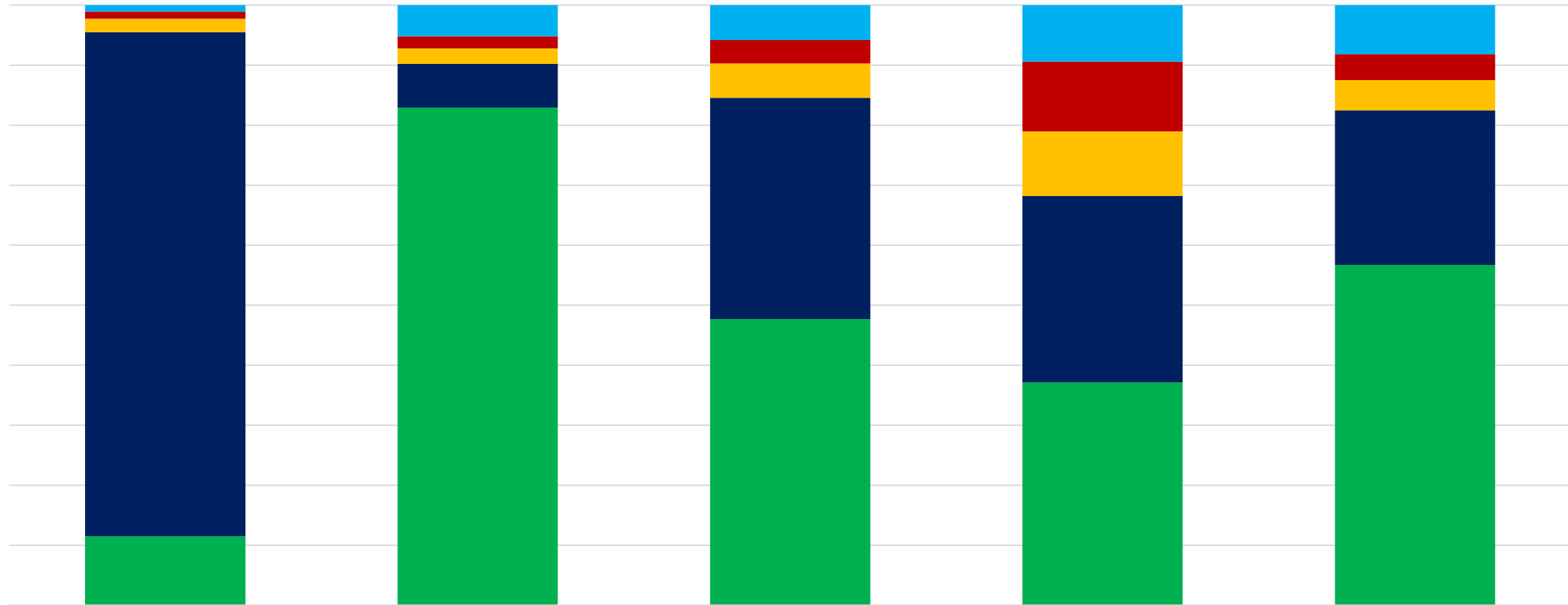
	Swing	Akan	Volta-Oti	Northern
Others	1%	4%	12%	6%
Nana Kwame Bediako	1%	3%	6%	4%
Alan Kyeremanteng	1%	4%	6%	4%
Dr Mahamudu Bawumia	33%	39%	17%	50%
Dr Ato Forson	64%	50%	59%	36%

Ato Forson v Dr Mahamudu Bawumia-Regions



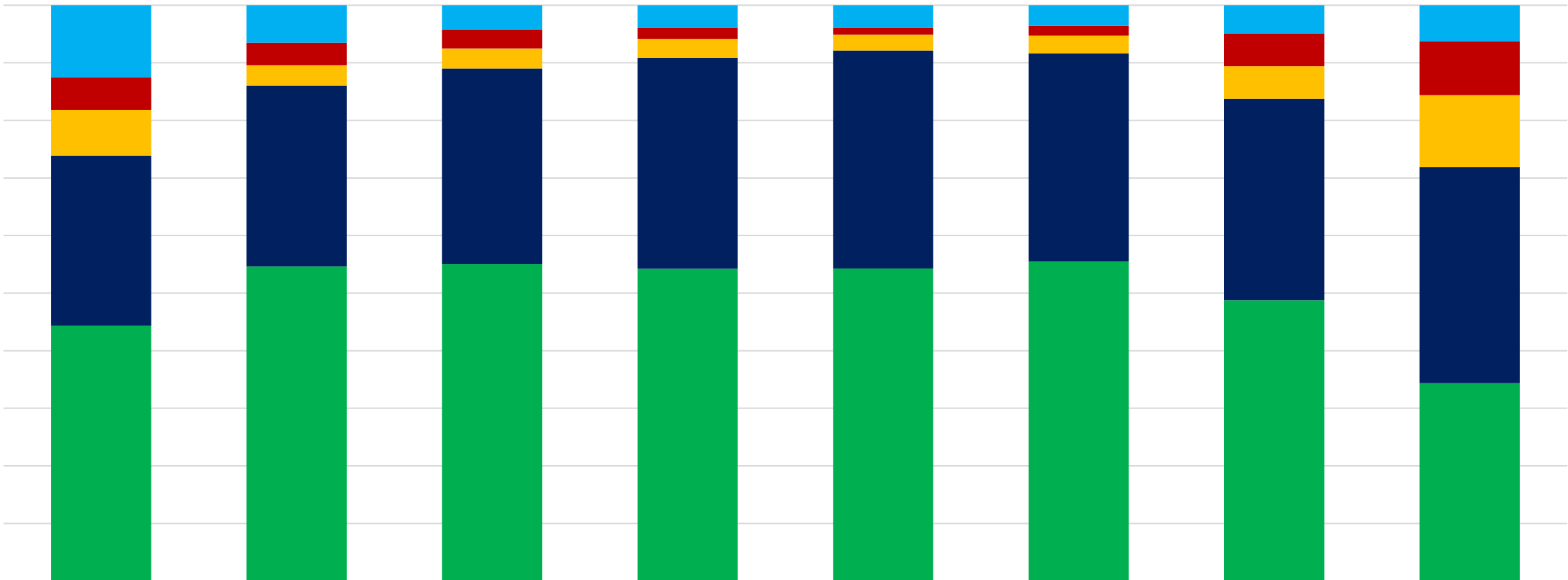
	Overall	AHR	AR	BR	BER	CR	ER	GAR	NER	NR	OR	SR	UER	UWR	VR	WR	WNR
Others	4%	1%	1%	10%	8%	3%	8%	0%	6%	5%	3%	10%	9%	1%	16%	3%	1%
Bediako	3%	2%	3%	4%	5%	0%	5%	0%	1%	3%	3%	0%	6%	8%	7%	4%	0%
Alan	3%	8%	7%	3%	5%	0%	5%	0%	4%	4%	3%	1%	7%	4%	7%	2%	3%
Bawumia	35%	42%	59%	28%	27%	29%	33%	34%	63%	54%	29%	29%	35%	63%	13%	35%	15%
Forson	54%	47%	30%	55%	55%	67%	49%	65%	26%	34%	61%	60%	42%	26%	57%	57%	80%

Ato Forson v Dr Mahamudu Bawumia-Party Affiliations



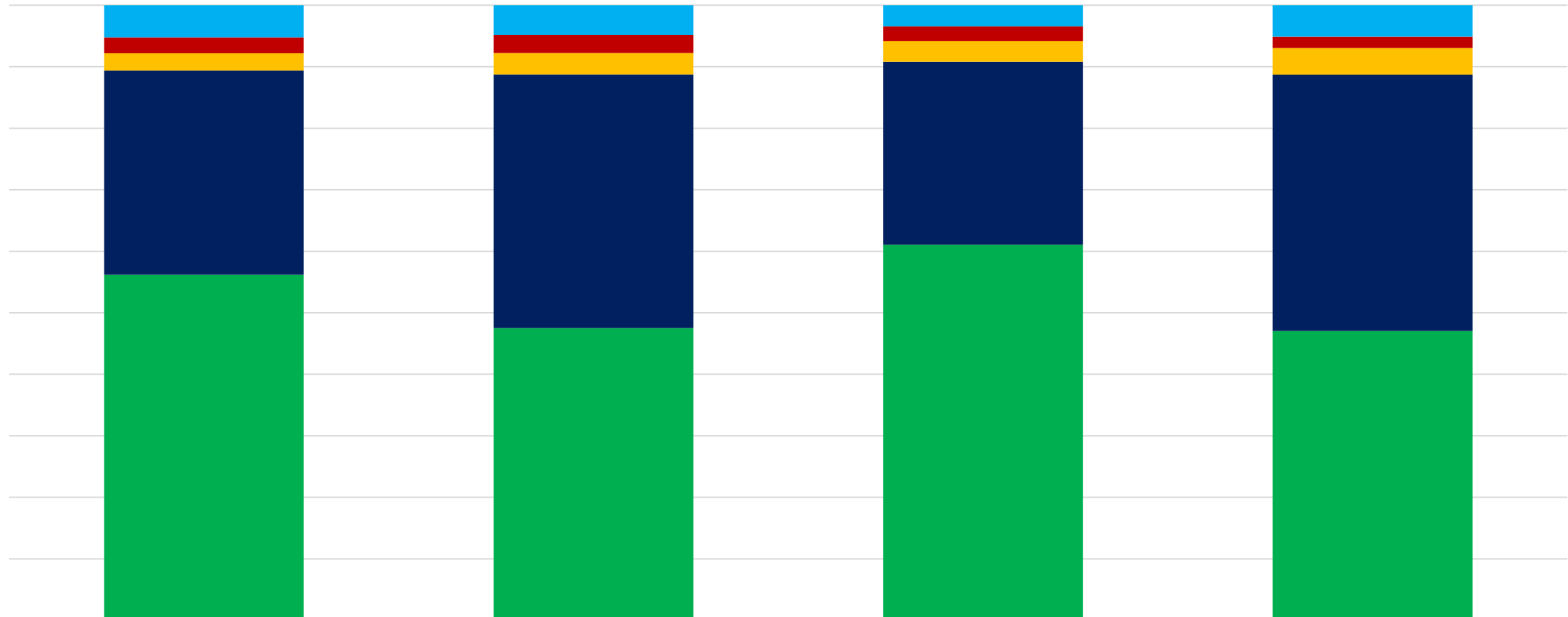
	NPP	NDC	FV	Others	Not Disclosed
Others	1%	5%	6%	9%	8%
Bediako	1%	2%	4%	12%	4%
Alan	2%	3%	6%	11%	5%
Bawumia	84%	7%	37%	31%	26%
Forson	12%	83%	48%	37%	57%

Ato Forson v Dr Mahamudu – Age Groups



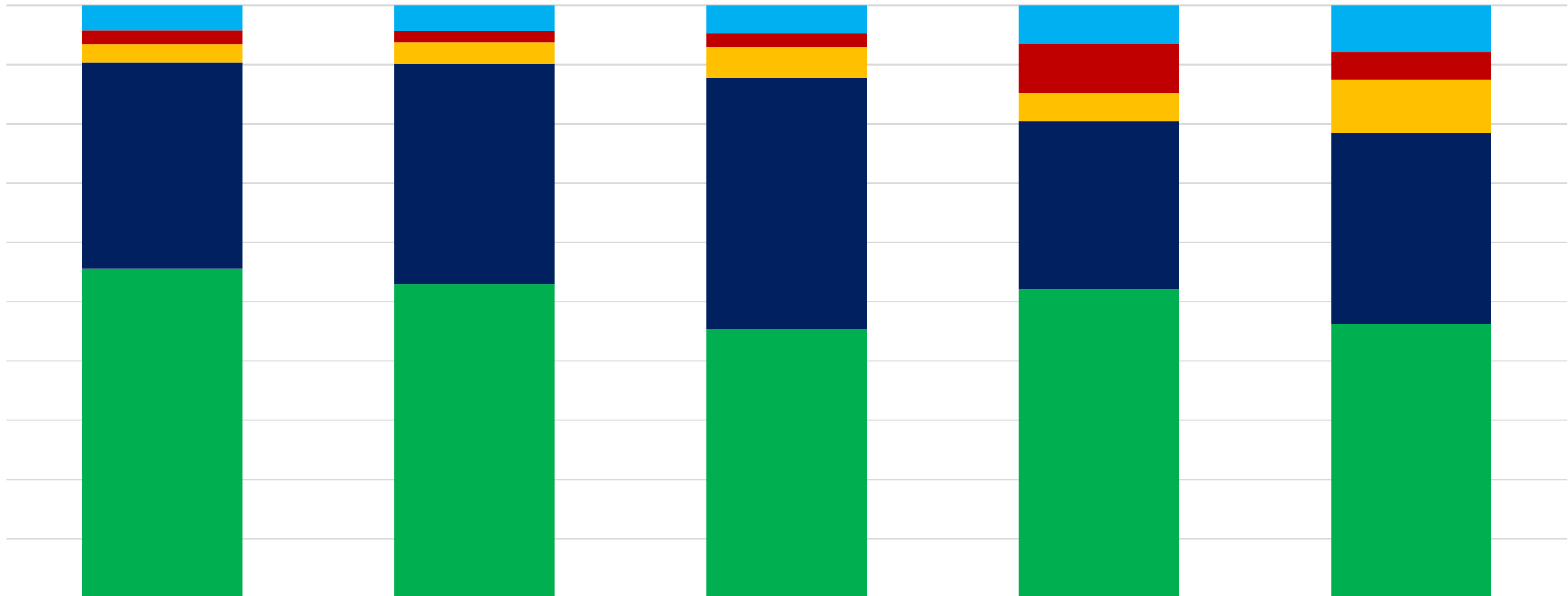
	16-17	18-24	25-34	35-44	45-54	55-64	Above 65+	Not Disclosed
Others	13%	7%	4%	4%	4%	4%	5%	6%
Bediako	6%	4%	3%	2%	1%	2%	6%	9%
Alan	8%	4%	3%	3%	3%	3%	6%	13%
Bawumia	30%	31%	34%	37%	38%	36%	35%	38%
Forson	44%	55%	55%	54%	54%	55%	49%	34%

Ato Forson v Dr Mahamudu – Education



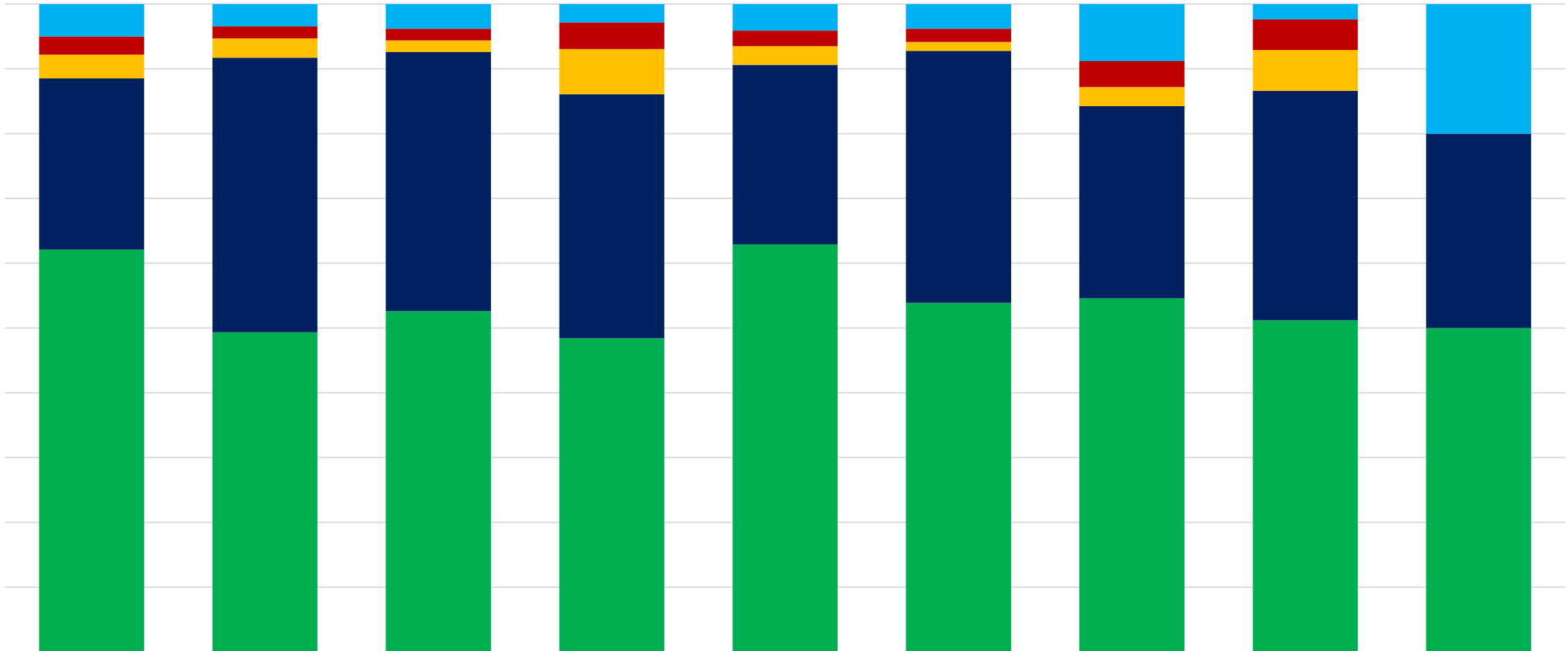
	Junior High	Senior High	Tertiary	No Education
Others	5%	5%	3%	5%
Bediako	3%	3%	2%	2%
Alan	3%	3%	3%	4%
Bawumia	33%	41%	30%	42%
Forson	56%	48%	61%	47%

Ato Forson v Dr Mahamudu Bawumia-Religions



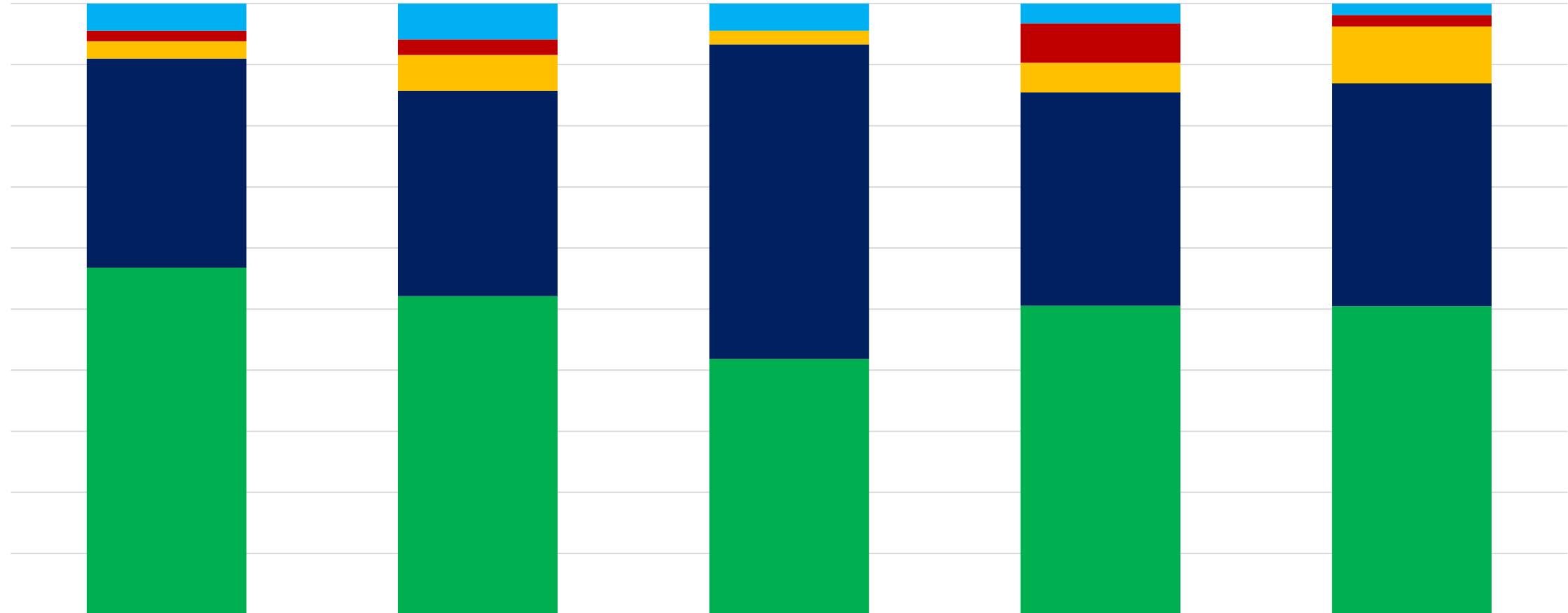
	Christianity	Islam	Traditional	Others	Non-religious
Others	4%	4%	5%	7%	8%
Bediako	2%	2%	2%	8%	5%
Alan	3%	4%	5%	5%	9%
Bawumia	35%	37%	42%	28%	32%
Forson	56%	53%	45%	52%	46%

Ato Forson v Dr Mahamudu Christian Denominations



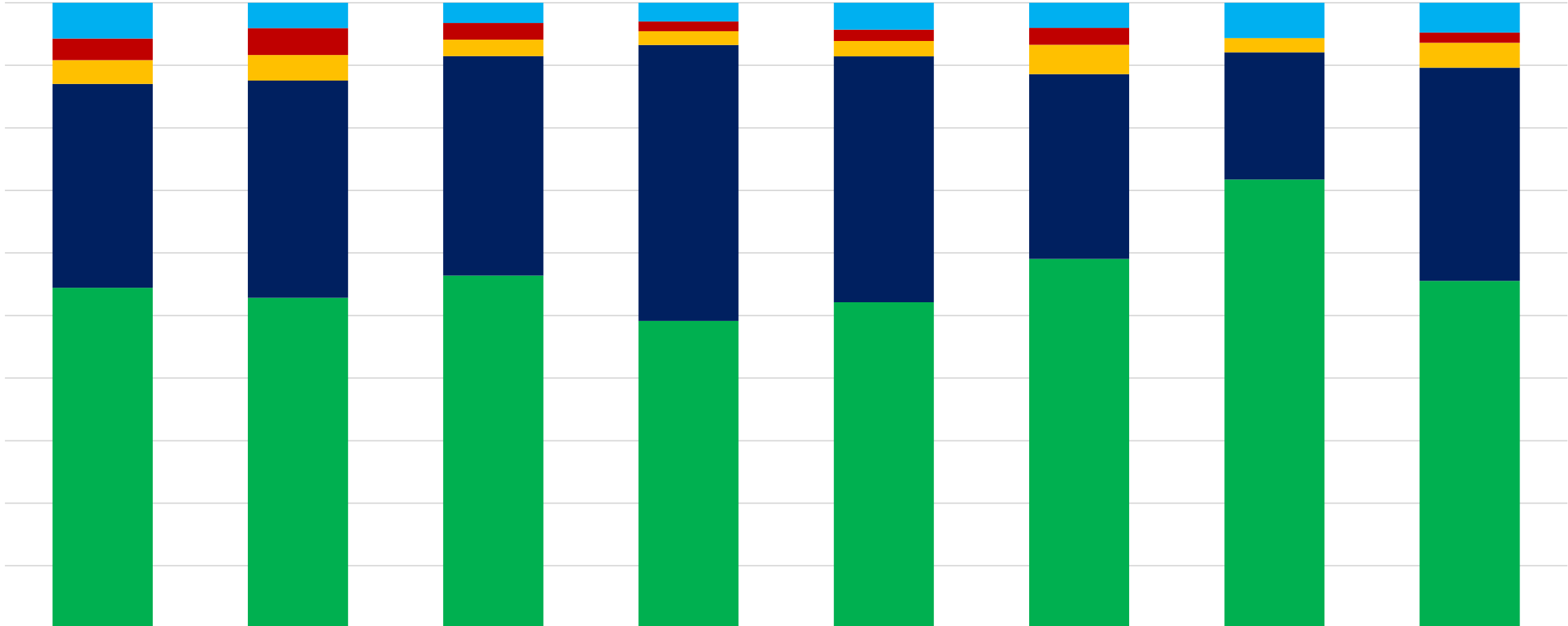
	Catholic	Methodist	Presbyterian	Anglican	Pentecostal	Charismatic	Others	SDA	Jehovah Witness
Others	5%	3%	4%	3%	4%	4%	9%	2%	20%
Bediako	3%	2%	2%	4%	2%	2%	4%	5%	0%
Alan	4%	3%	2%	7%	3%	1%	3%	6%	0%
Bawumia	26%	42%	40%	38%	28%	39%	30%	35%	30%
Forson	62%	49%	53%	48%	63%	54%	55%	51%	50%

Ato Forson v Dr Mahamudu – Islamic Sects



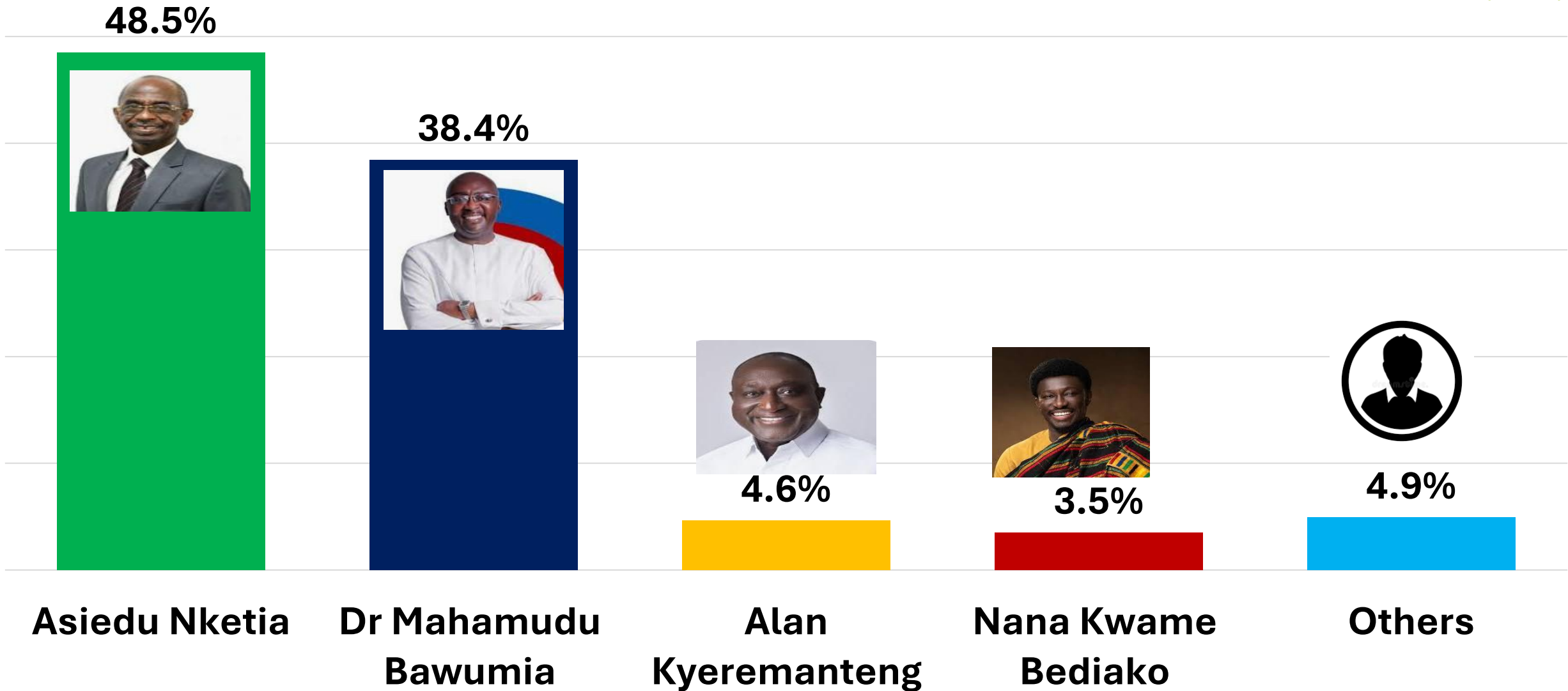
	Sunnah	Shia	Tijaniyya	Ahmadiyya	Others
Others	4%	6%	4%	3%	2%
Bediako	2%	3%	0%	6%	2%
Alan	3%	6%	2%	5%	9%
Bawumia	34%	34%	51%	35%	36%
Forson	57%	52%	42%	51%	50%

Ato Forson v Dr Mahamudu – Income Level

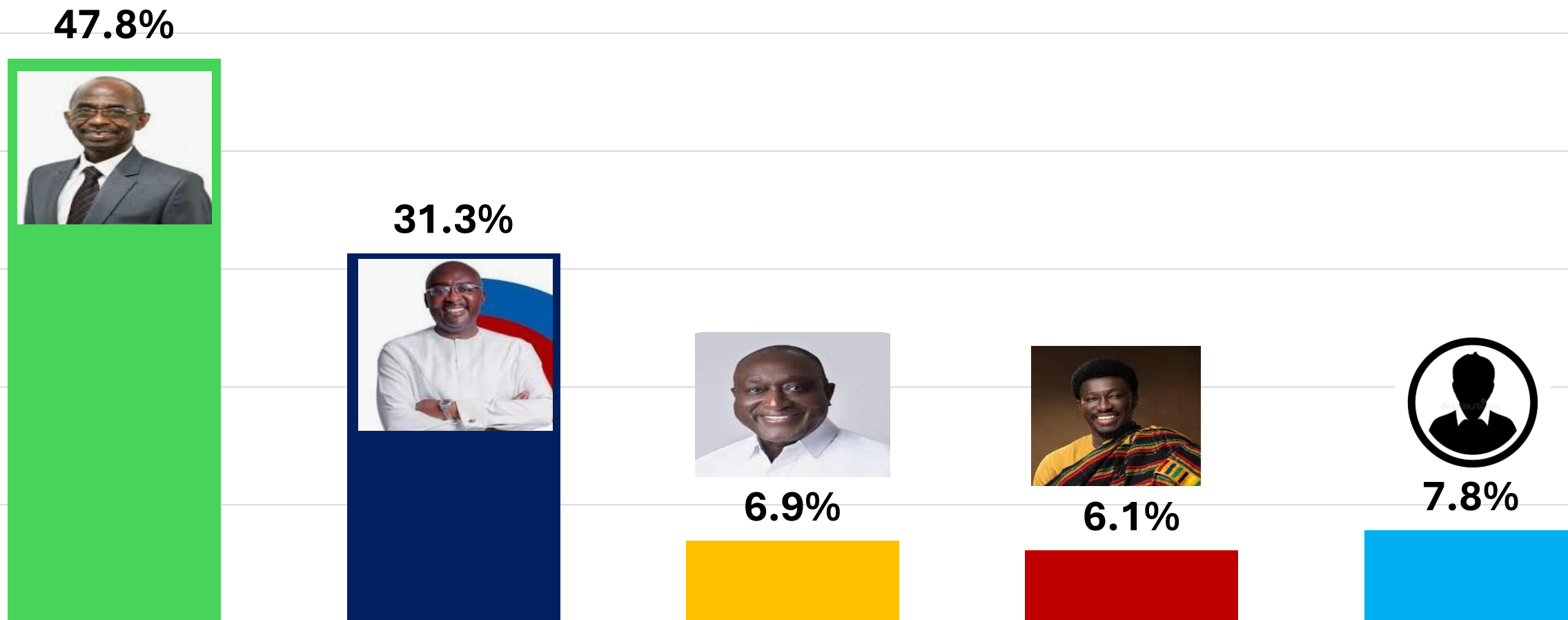


	No Income	Less than 10,000	10,000-29,999	30,000-49,999	50,000-69,999	70,000-99,999	100,000 or more	Not Disclosed
Others	6%	4%	3%	3%	4%	4%	6%	5%
Bediako	3%	4%	3%	2%	2%	3%	0%	2%
Alan	4%	4%	3%	2%	2%	5%	2%	4%
Bawumia	33%	35%	35%	44%	39%	30%	20%	34%
Forson	54%	53%	56%	49%	52%	59%	72%	56%

Asiedu Nketia v Dr Mahamudu Bawumia-General Voters



Asiedu Nketia v Dr Mahamudu Bawumia-First-time voters



Asiedu Nketia

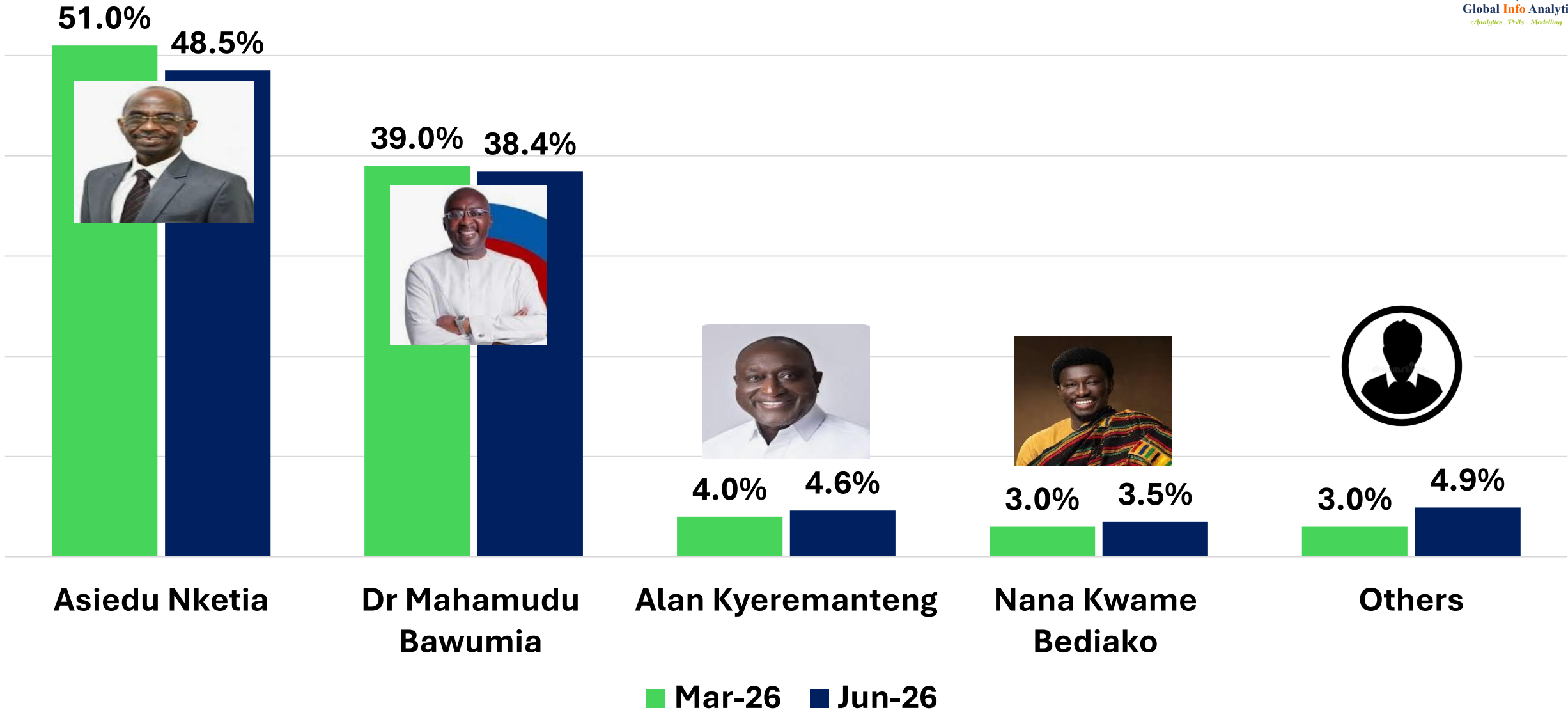
Dr Mahamudu
Bawumia

A Kyeremanteng

Nana Bediako

Others


Asiedu Nketia v Dr Mahamudu Bawumia-Changes



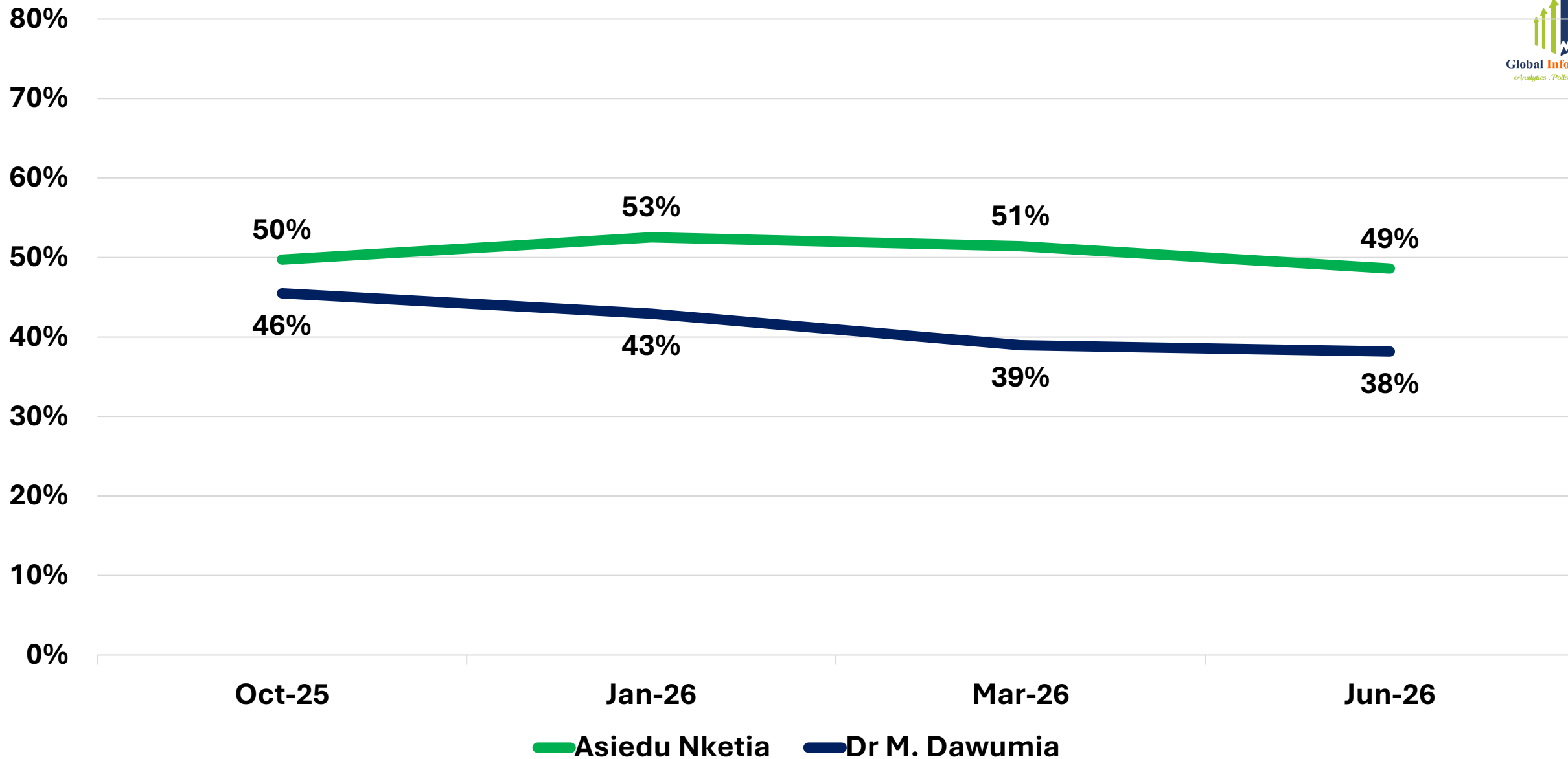
Asiedu Nketia v Dr Mahamudu Bawumia-Changes




ics

	Mar-26	Jun-26	Change
Asiedu Nketia	51.0%	48.5%	-2.5%
Dr Mahamudu Bawumia	39.0%	38.4%	-0.6%
Alan Kyeremanteng	4.0%	4.6%	0.6%
Nana Kwame Bediako	3.0%	3.5%	0.5%
Others	3.0%	4.9%	1.9%
 Global Info Analytics <small>Analytics · Polls · Modelling</small>	100%	100%	0%

Asiedu Nketia v Dr Mahamudu Bawumia-Trend Analysis

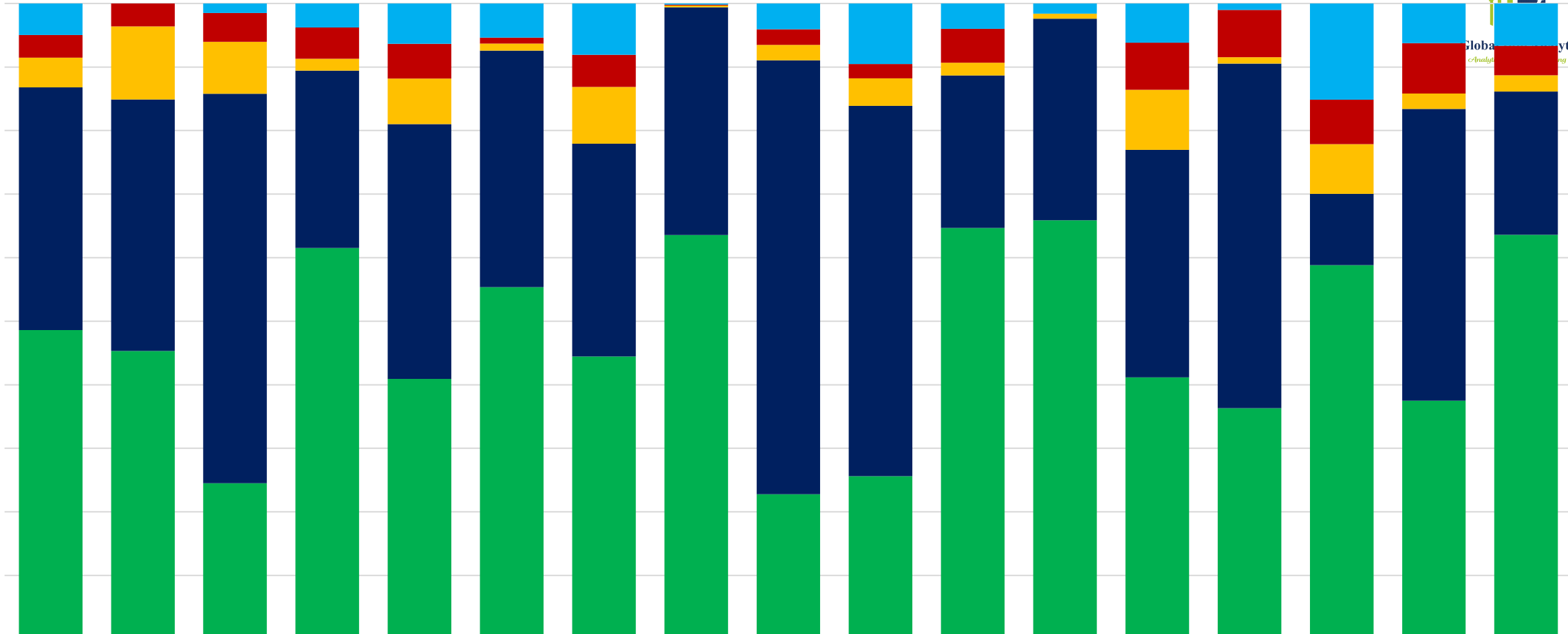


Asiedu Nketia Dr Mahamudu Bawumia-Regional Blocs



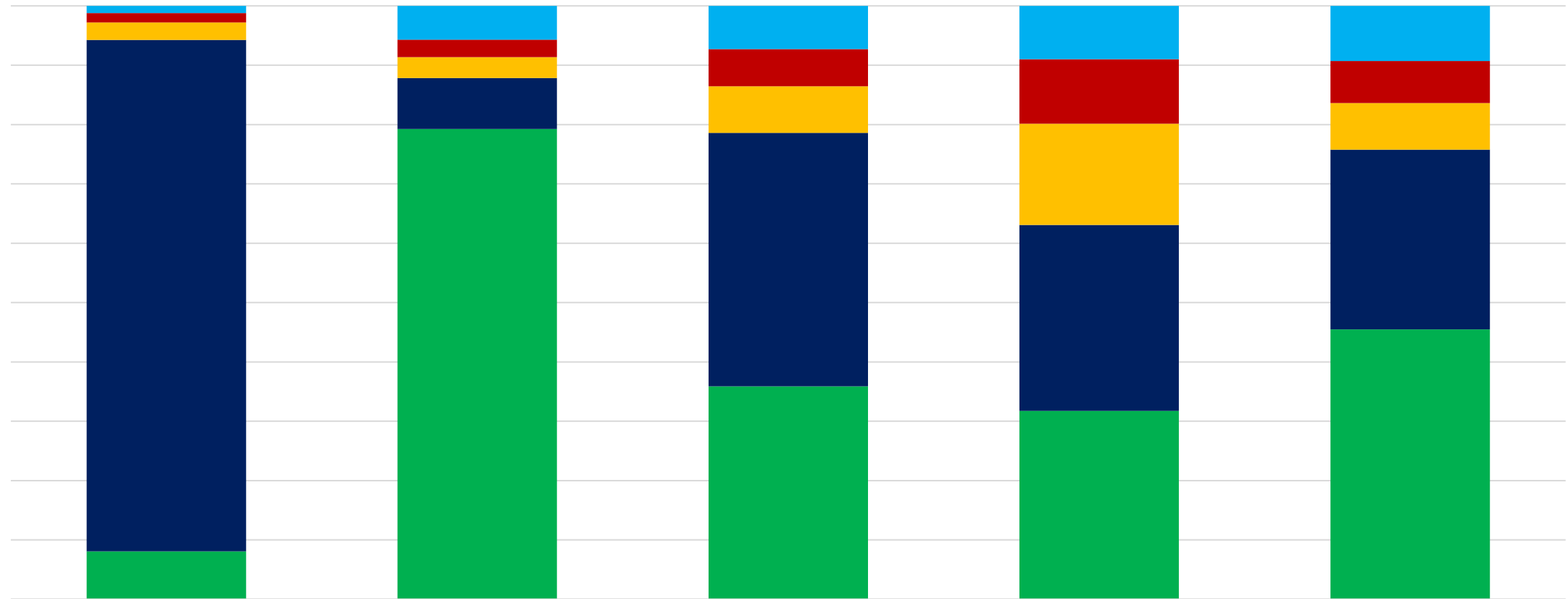
	Swing	Akan	Volta-Oti	Norhern
Others	3%	4%	12%	6%
Nana Kwame Bediako	2%	4%	7%	4%
Alan Kyeremanteng	1%	6%	6%	4%
Dr Mahamudu Bawumia	38%	41%	15%	35%
Asiedu Nketia	56%	44%	61%	51%

Asiedu Nketia Dr Mahamudu Bawumia-Regions



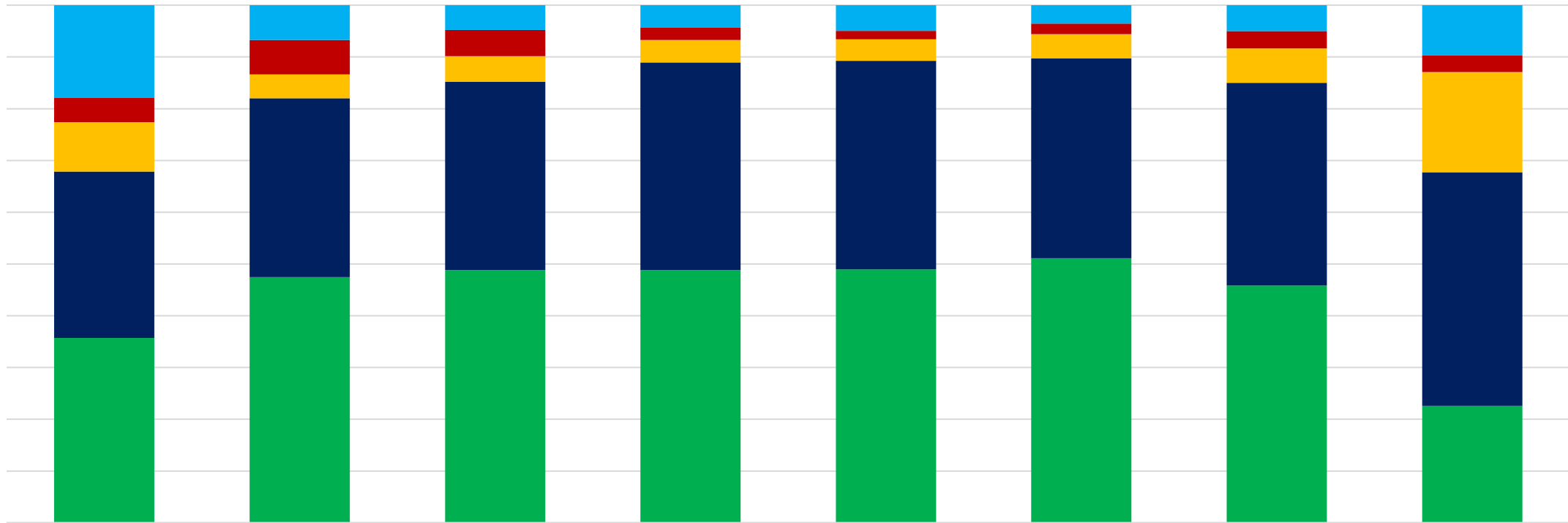
	Overall	AHR	AR	BR	BER	CR	ER	GAR	NER	NR	OR	SR	UER	UWR	VR	WR	WNR
Others	5%	0%	2%	4%	6%	5%	8%	0%	4%	10%	4%	2%	6%	1%	15%	6%	7%
Bediako	4%	4%	5%	5%	5%	1%	5%	0%	2%	2%	5%	0%	7%	7%	7%	8%	5%
Alan	5%	12%	8%	2%	7%	1%	9%	0%	2%	4%	2%	1%	9%	1%	8%	2%	3%
Bawumia	38%	40%	61%	28%	40%	37%	34%	36%	68%	58%	24%	32%	36%	54%	11%	46%	23%
Nketia	49%	45%	25%	62%	41%	55%	44%	64%	23%	26%	65%	66%	41%	36%	59%	38%	64%

Asiedu Nketia Dr Mahamudu Bawumia-Party Affiliations




	NPP	NDC	FV	Others	Not Disclosed
Others	1%	6%	7%	9%	9%
Bediako	2%	3%	6%	11%	7%
Alan	3%	3%	8%	17%	8%
Bawumia	86%	9%	43%	31%	30%
Nketia	8%	79%	36%	32%	45%

Asiedu Nketia Dr Mahamudu Bawumia-Age Groups



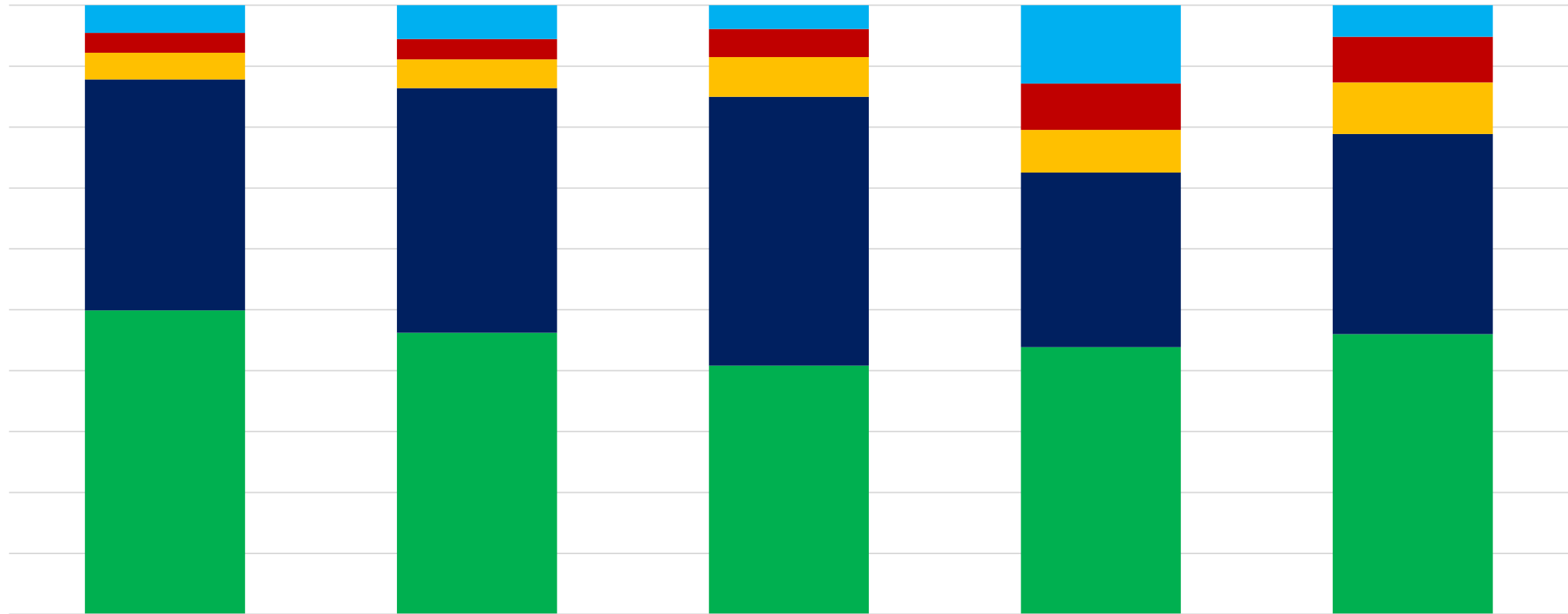
	16-17	18-24	25-34	35-44	45-54	55-64	Above 65+	Not Disclosed
Others	18%	7%	5%	4%	5%	4%	5%	10%
Bediako	5%	7%	5%	2%	2%	2%	3%	3%
Alan	10%	5%	5%	4%	4%	5%	7%	19%
Bawumia	32%	35%	36%	40%	40%	39%	39%	45%
Nketia	36%	47%	49%	49%	49%	51%	46%	23%

Asiedu Nketia Dr Mahamudu Bawumia-Education



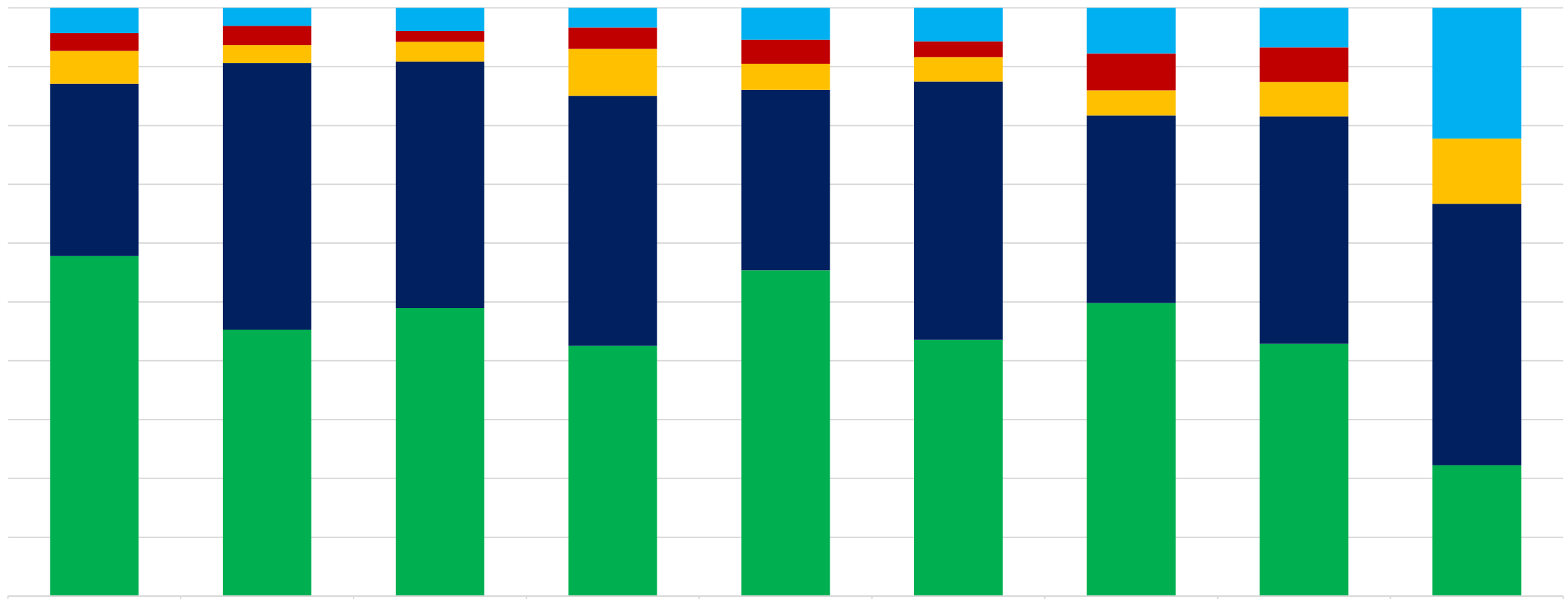
	Junior High	Senior High	Tertiary	No Education
Others	6%	5%	4%	5%
Bediako	3%	4%	4%	3%
Alan	4%	4%	6%	4%
Bawumia	36%	43%	34%	45%
Nketia	51%	44%	52%	43%

Asiedu Nketia Dr Mahamudu Bawumia-Religion



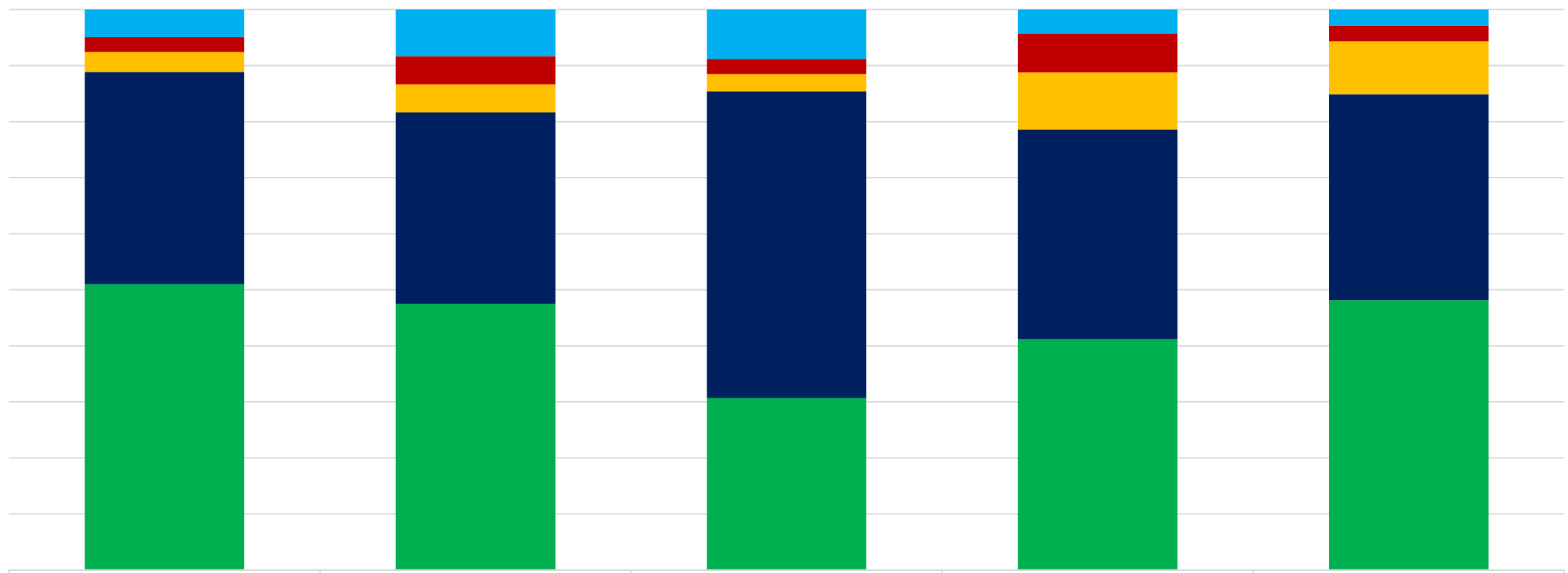
	Christianity	Islam	Traditional	Others	Non-religious
Others	5%	6%	4%	13%	5%
Bediako	3%	3%	5%	8%	8%
Alan	4%	5%	7%	7%	8%
Bawumia	38%	40%	44%	29%	33%
Nketia	50%	46%	41%	44%	46%

Asiedu Nketia Dr Mahamudu Bawumia-Christian Denominations



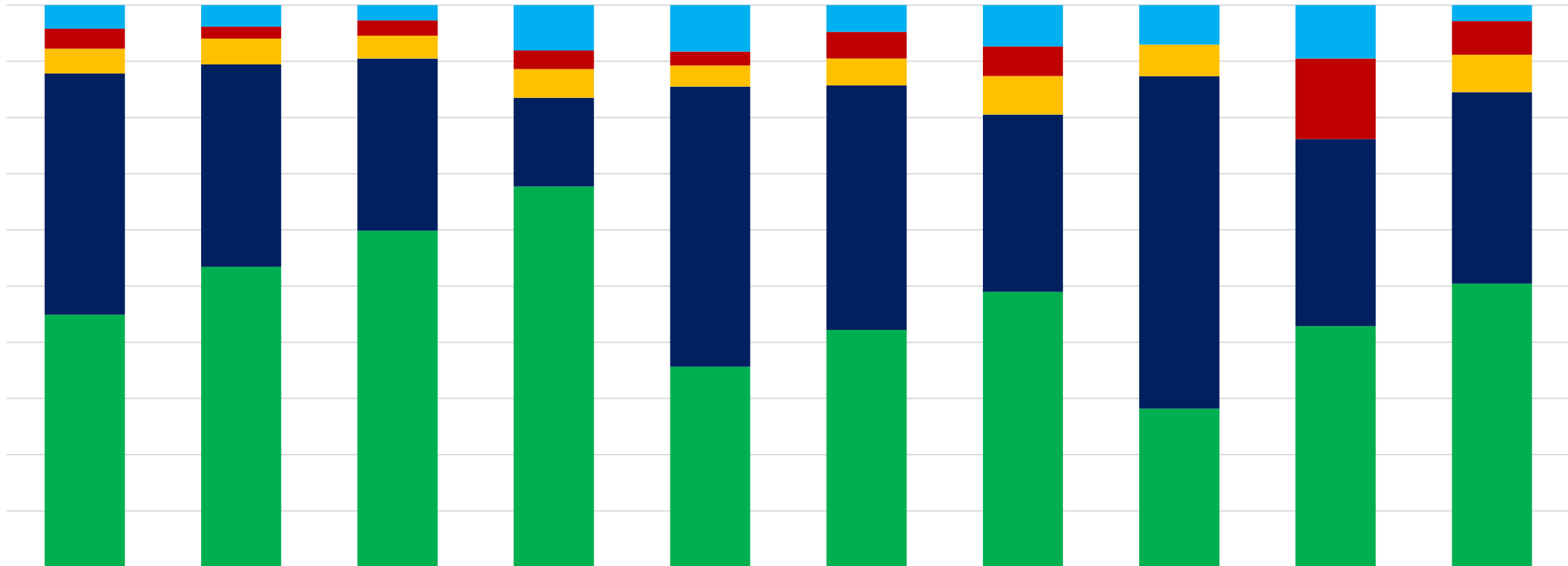
	Catholic	Methodist	Presbyterian	Anglican	Pentecostal	Charismatic	Others	SDA	Jehovah Witness
Others	4%	3%	4%	3%	5%	6%	8%	7%	22%
Bediako	3%	3%	2%	4%	4%	3%	6%	6%	0%
Alan	6%	3%	3%	8%	4%	4%	4%	6%	11%
Bawumia	29%	45%	42%	43%	31%	44%	32%	39%	44%
Nketia	58%	45%	49%	43%	55%	44%	50%	43%	22%

Asiedu Nketia Dr Mahamudu Bawumia-Islamic Sect



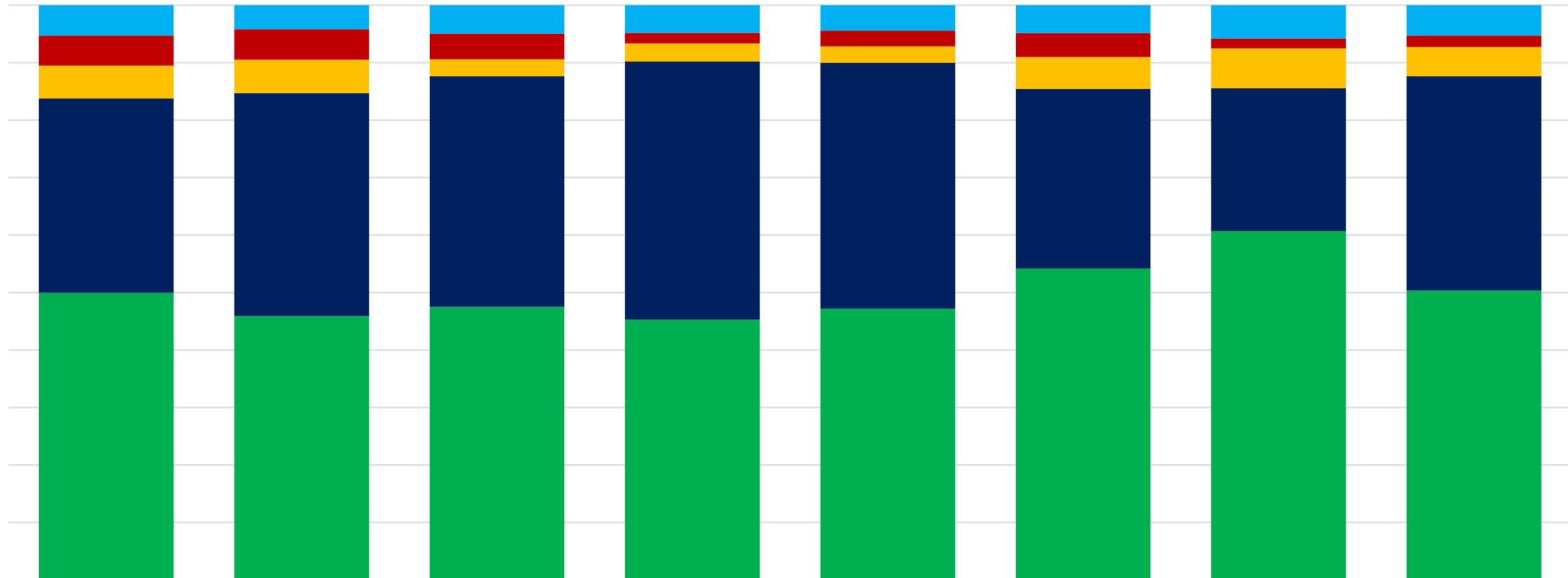
	Sunnah	Shia	Tijaniyya	Ahmadiyya	Others
Others	5%	8%	9%	4%	3%
Bediako	3%	5%	3%	7%	3%
Alan	4%	5%	3%	10%	9%
Bawumia	38%	34%	55%	37%	37%
Nketia	51%	48%	31%	41%	48%

Asiedu Nketia Dr Mahamudu Bawumia-Ethnicity



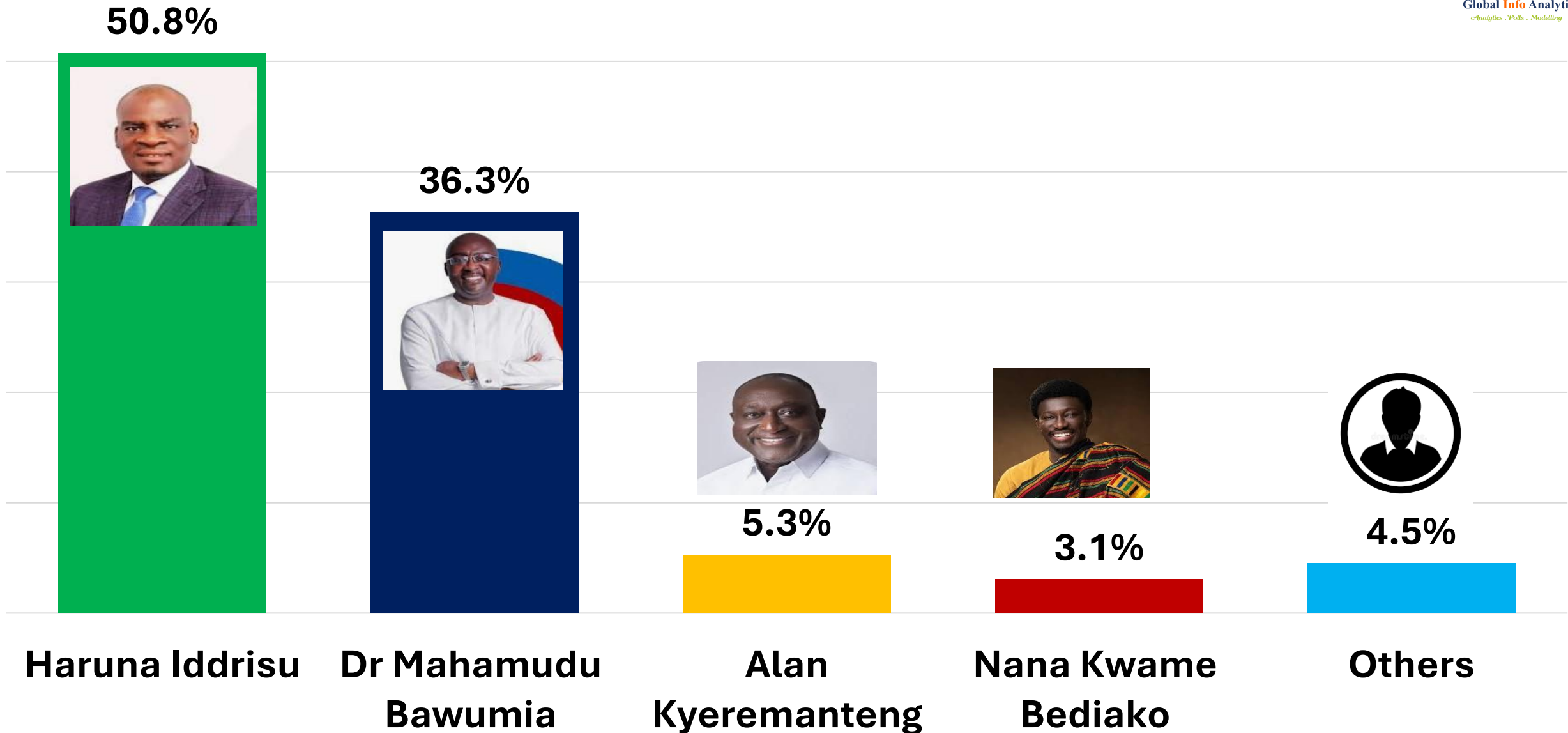
	Akan	Guan	Ga-Adangme	Ewe	Mole-Dagbani	Gurma	Grusi	Mande	Gur	Others
Others	4%	4%	3%	8%	8%	5%	7%	7%	10%	3%
Bediako	4%	2%	3%	3%	2%	5%	5%	0%	14%	6%
Alan	4%	5%	4%	5%	4%	5%	7%	6%	0%	7%
Bawumia	43%	36%	31%	16%	50%	44%	32%	59%	33%	34%
Nketia	45%	53%	60%	68%	36%	42%	49%	28%	43%	50%

Asiedu Nketia Dr Mahamudu Bawumia-Ethnicity

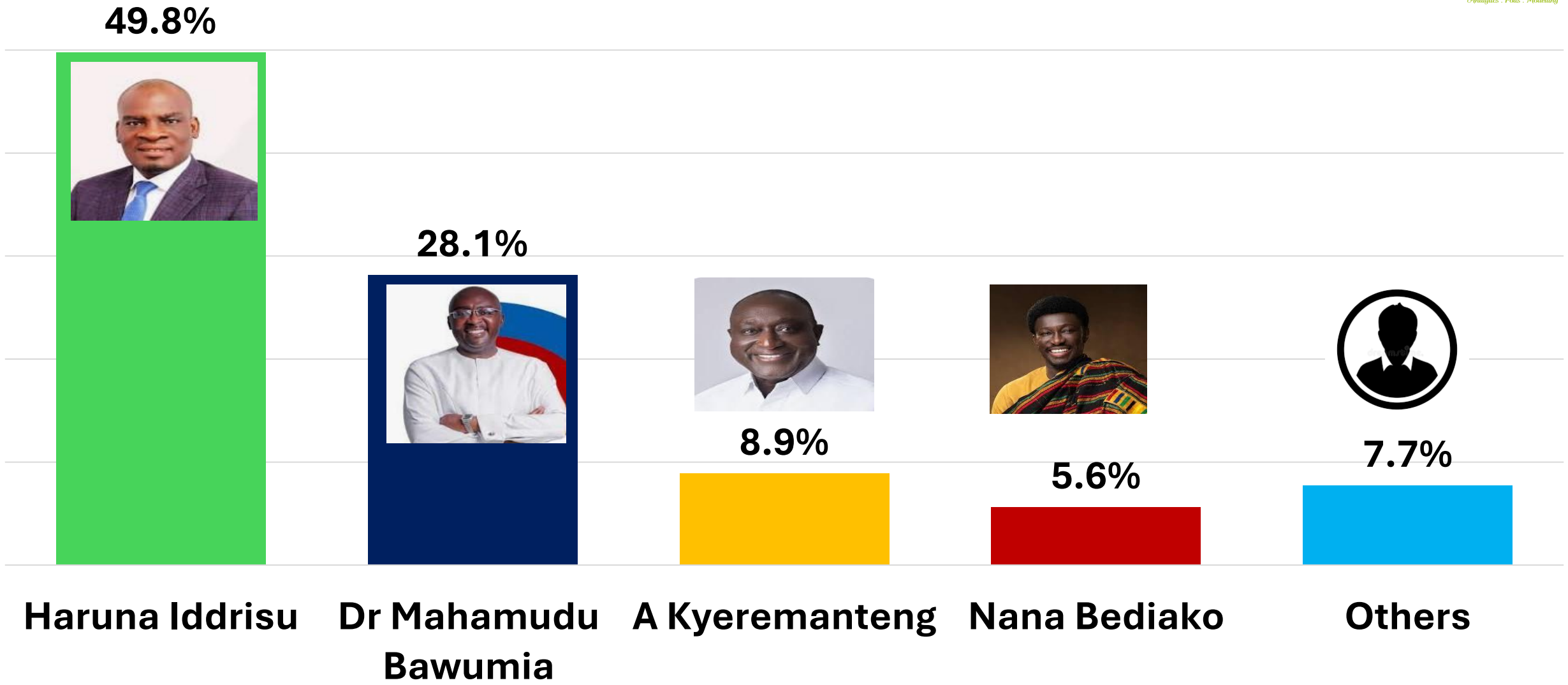


	No Income	Less than 10,000	10,000-29,999	30,000-49,999	50,000-69,999	70,000-99,999	100,000 or more	Not Disclosed
Others	5%	4%	5%	5%	4%	5%	6%	5%
Bediako	5%	5%	4%	2%	3%	4%	2%	2%
Alan	6%	6%	3%	3%	3%	6%	7%	5%
Bawumia	34%	39%	40%	45%	43%	31%	25%	37%
Nketia	50%	46%	48%	45%	47%	54%	61%	50%

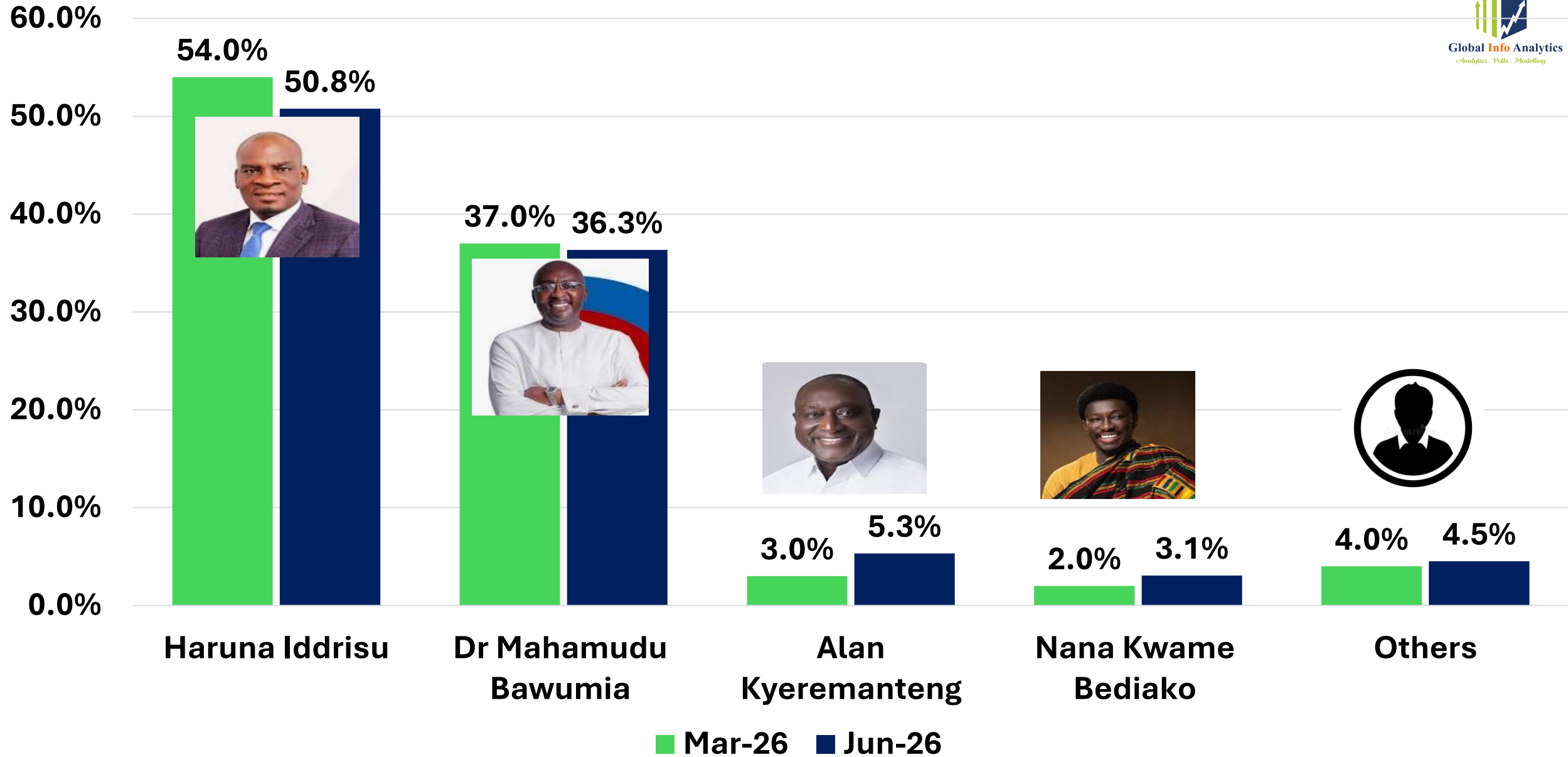
Haruna Iddrisu v Dr Mahamudu Bawumia




Haruna Iddrisu v Dr Mahamudu Bawumia-First-time voters



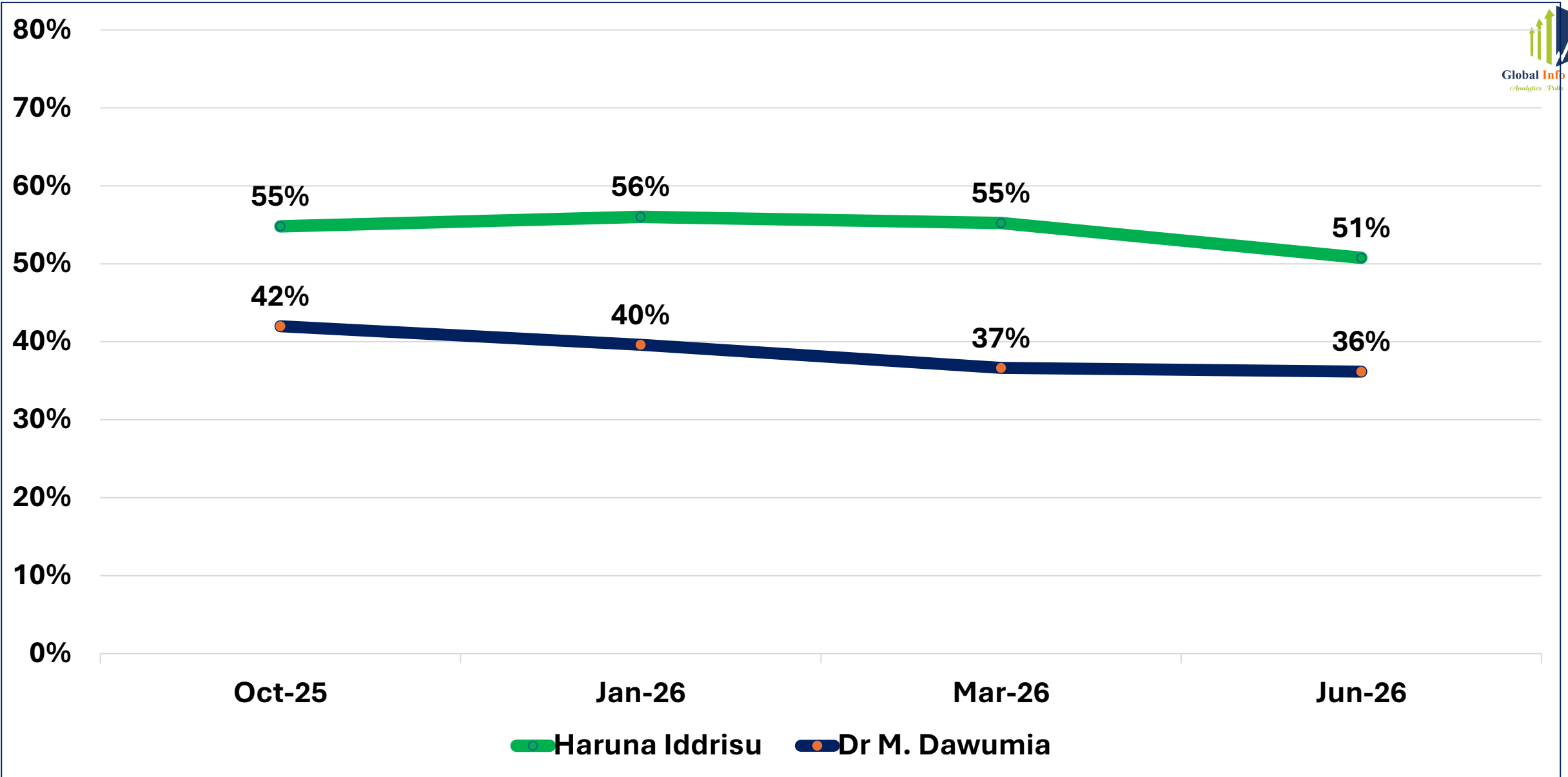
Haruna Iddrisu v Dr Mahamudu Bawumia-Changes




Haruna Iddrisu v Dr Mahamudu Bawumia-Changes

	Mar-26	Jun-26	Change
Haruna Iddrisu	54.0%	50.8%	-3.2%
Dr Mahamudu Bawumia	37.0%	36.3%	-0.7%
Alan Kyeremanteng	3.0%	5.3%	2.3%
Nana Kwame Bediako	2.0%	3.1%	1.1%
Others	4.0%	4.5%	0.5%
 Global Info Analytics <small>Analytics · Pulse · Modelling</small>	100%	100%	0%

Haruna Iddrisu v Dr Mahamudu Bawumia-Trend Analysis




Haruna Iddrisu v Dr Mahamudu Bawumia-Regional Blocs



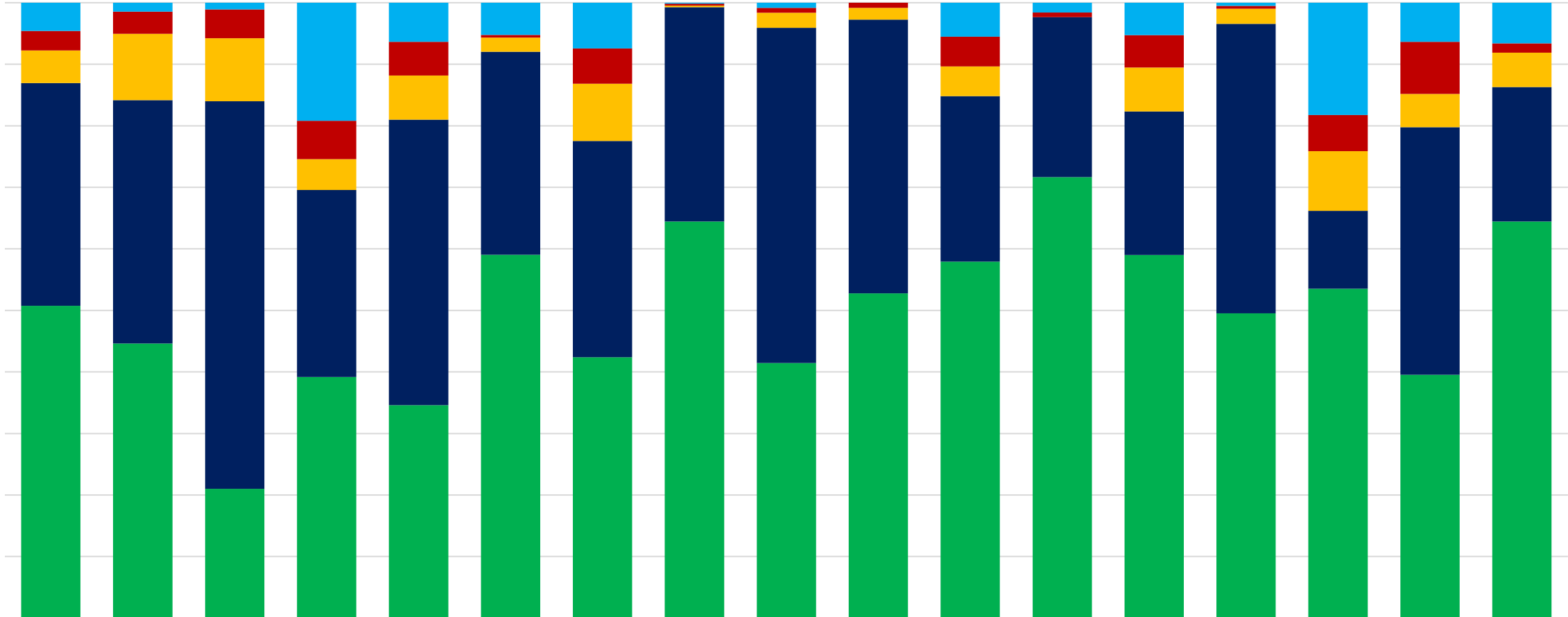
	Swing	Akan	Volta-Oti	Northern
Others	2%	5%	14%	1%
Nana Kwame Bediako	2%	4%	6%	2%
Alan Kyeremanteng	2%	7%	8%	3%
Dr Mahamudu Bawumia	35%	39%	17%	39%
Haruna Iddrisu	59%	44%	55%	55%

Haruna Iddrisu v Dr Mahamudu Bawumia-Regional Blocs



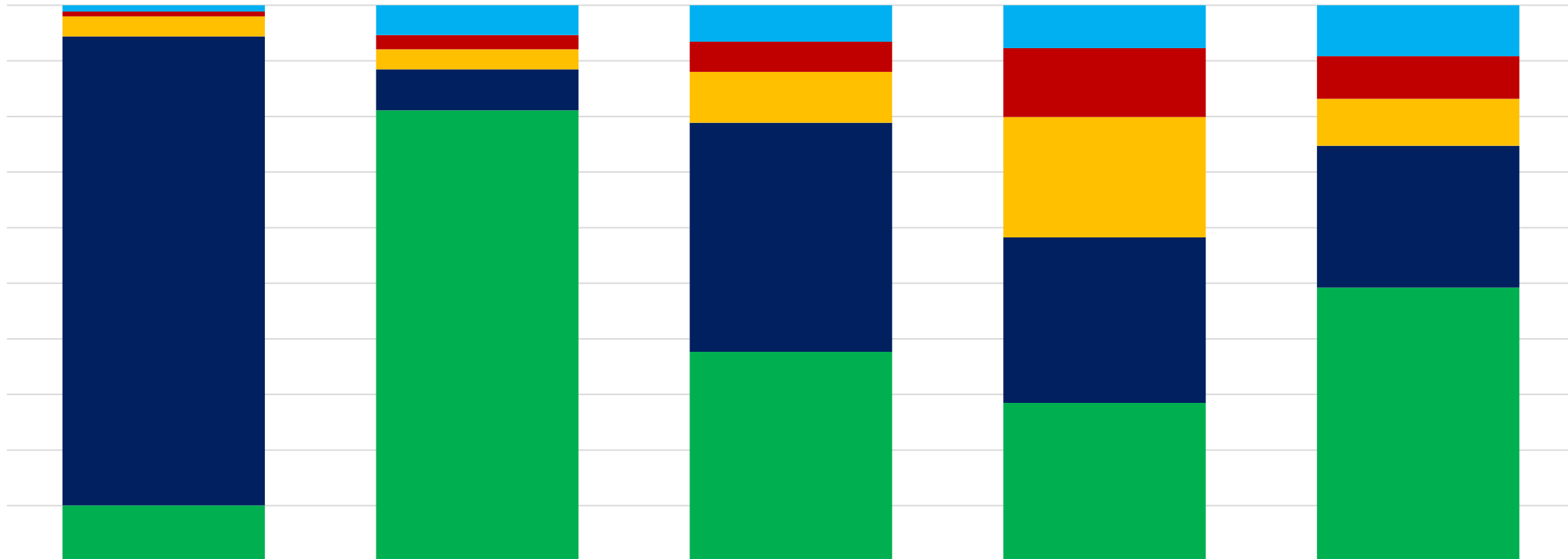
	Swing	Akan	Volta-Oti	Northern
Others	2%	5%	14%	1%
Nana Kwame Bediako	2%	4%	6%	2%
Alan Kyeremanteng	2%	7%	8%	3%
Dr Mahamudu Bawumia	35%	39%	17%	39%
Haruna Iddrisu	59%	44%	55%	55%

Haruna Iddrisu v Dr Mahamudu Bawumia-Regions



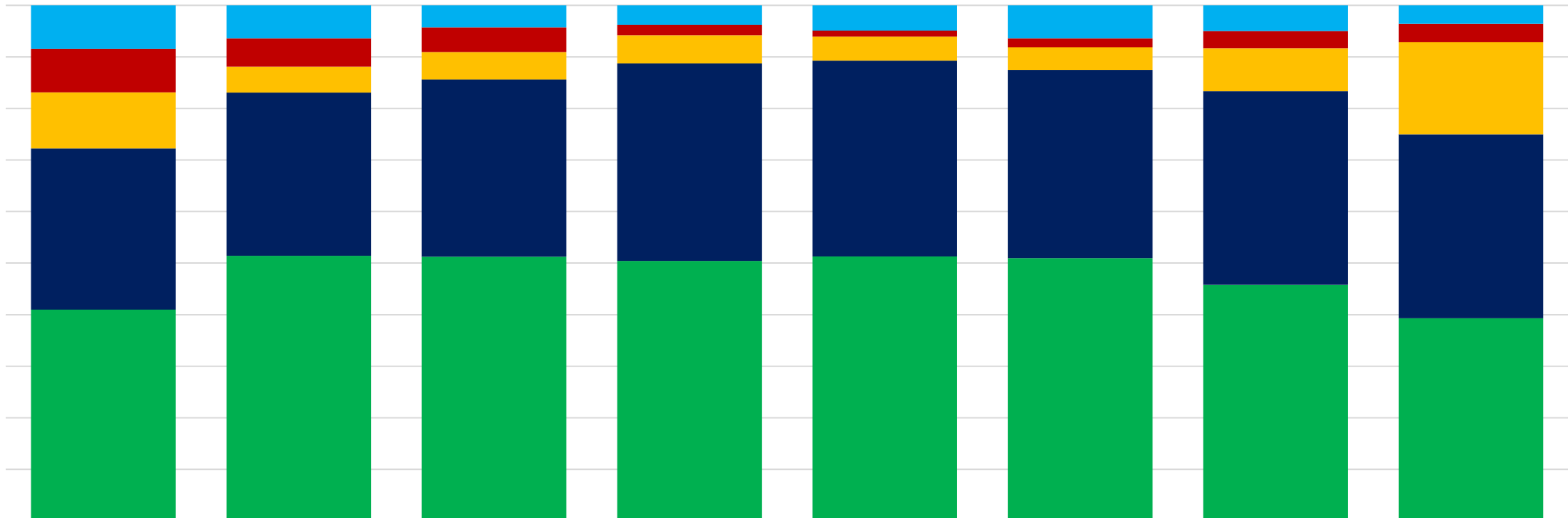
	Overall	AHR	AR	BR	BER	CR	ER	GAR	NER	NR	OR	SR	UER	UWR	VR	WR	WNR
Others	5%	1%	1%	19%	6%	5%	7%	0%	1%	0%	6%	2%	5%	0%	18%	6%	7%
Bediako	3%	4%	5%	6%	5%	0%	6%	0%	1%	1%	5%	1%	5%	0%	6%	8%	2%
Alan	5%	11%	10%	5%	7%	2%	9%	0%	2%	2%	5%	0%	7%	2%	10%	5%	6%
Bawumia	36%	40%	63%	30%	46%	33%	35%	35%	54%	44%	27%	26%	23%	47%	13%	40%	22%
Iddrisu	51%	45%	21%	39%	35%	59%	42%	64%	41%	53%	58%	72%	59%	50%	54%	40%	64%

Haruna Iddrisu v Dr Mahamudu Bawumia-Party Affiliations




	NPP	NDC	FV	Others	Not Disclosed
Others	1%	5%	7%	8%	9%
Bediako	1%	3%	5%	12%	8%
Alan	4%	4%	9%	22%	8%
Bawumia	84%	7%	41%	30%	26%
Iddrisu	10%	81%	38%	28%	49%

Haruna Iddrisu v Dr Mahamudu Bawumia-Age Groups



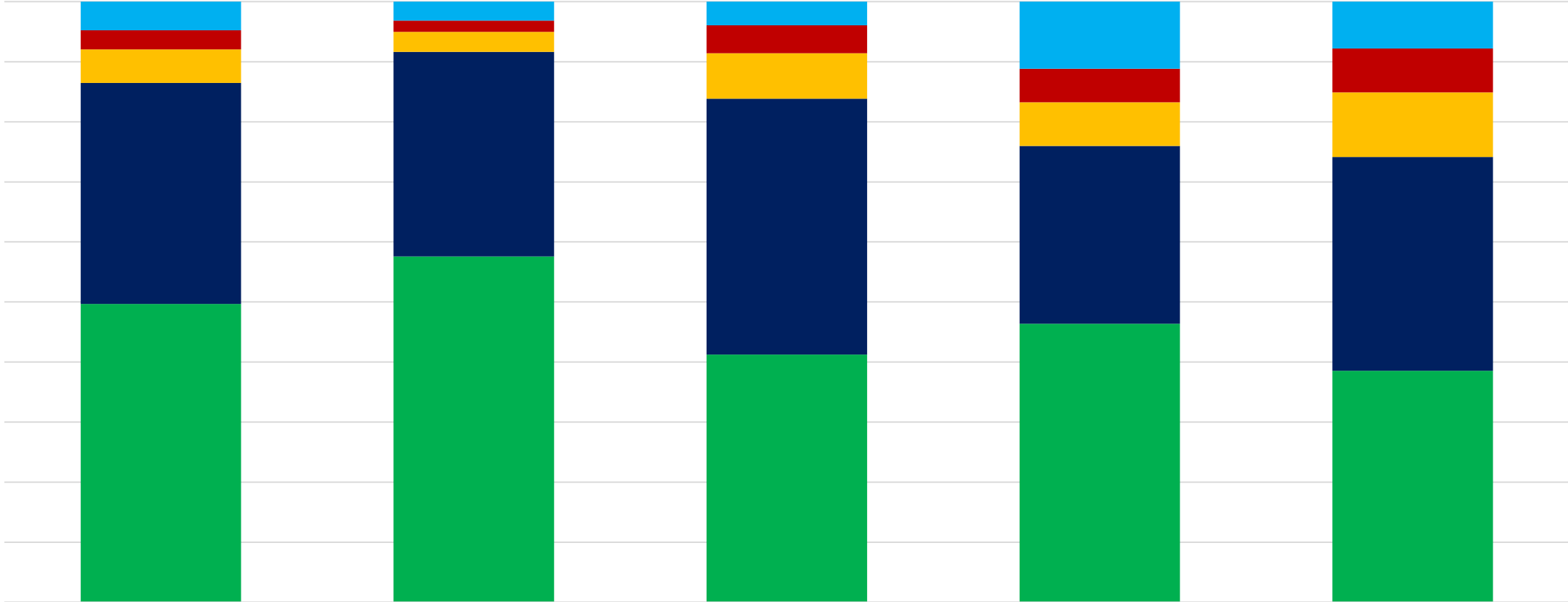
	16-17	18-24	25-34	35-44	45-54	55-64	Above 65+	Not Disclosed
Others	8%	6%	4%	4%	5%	6%	5%	4%
Bediako	8%	6%	5%	2%	1%	2%	3%	4%
Alan	11%	5%	5%	5%	5%	4%	8%	18%
Bawumia	31%	32%	34%	38%	38%	36%	38%	36%
Iddrisu	41%	51%	51%	50%	51%	51%	46%	39%

Haruna Iddrisu v Dr Mahamudu Bawumia-Education



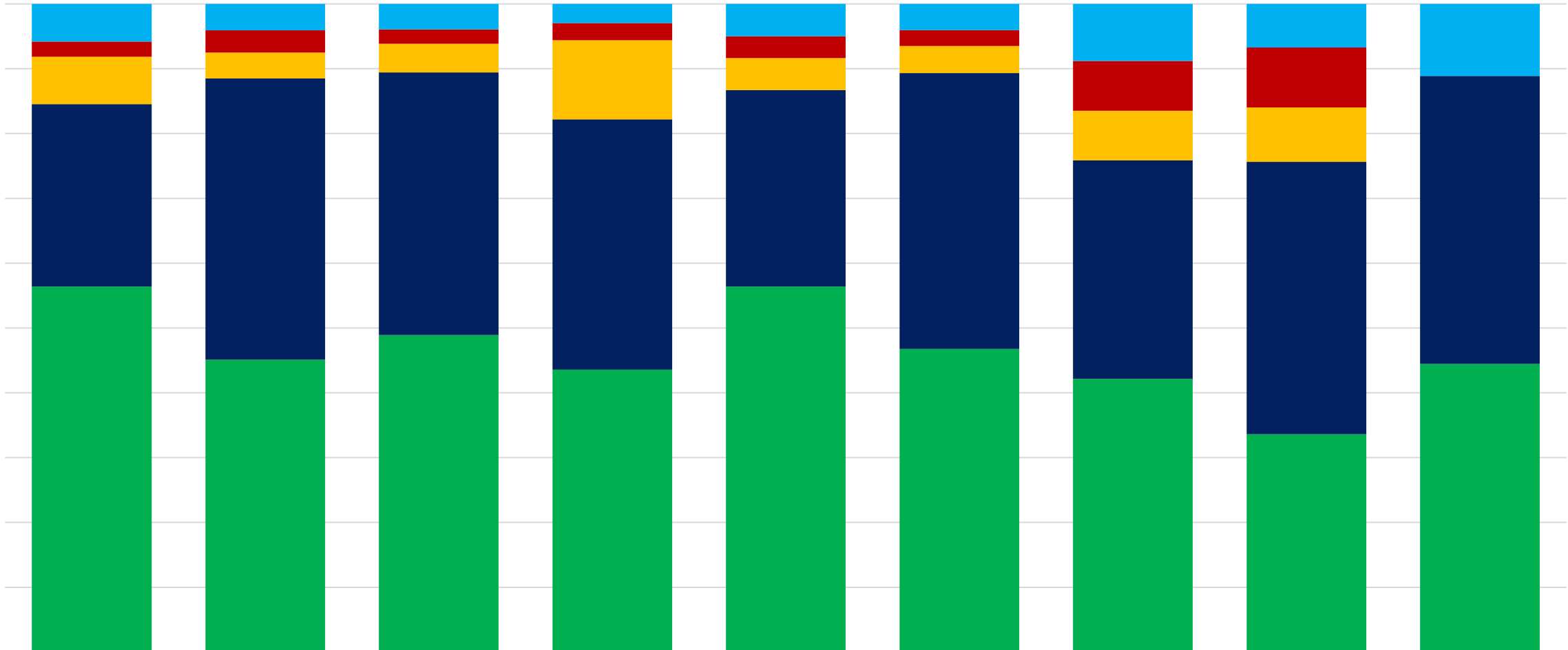
	Junior High	Senior High	Tertiary	No Education
■ Others	6%	5%	4%	5%
■ Bediako	3%	3%	3%	3%
■ Alan	6%	4%	6%	7%
■ Bawumia	35%	41%	31%	42%
■ Iddrisu	50%	47%	56%	43%

Haruna Iddrisu v Dr Mahamudu Bawumia-Religion



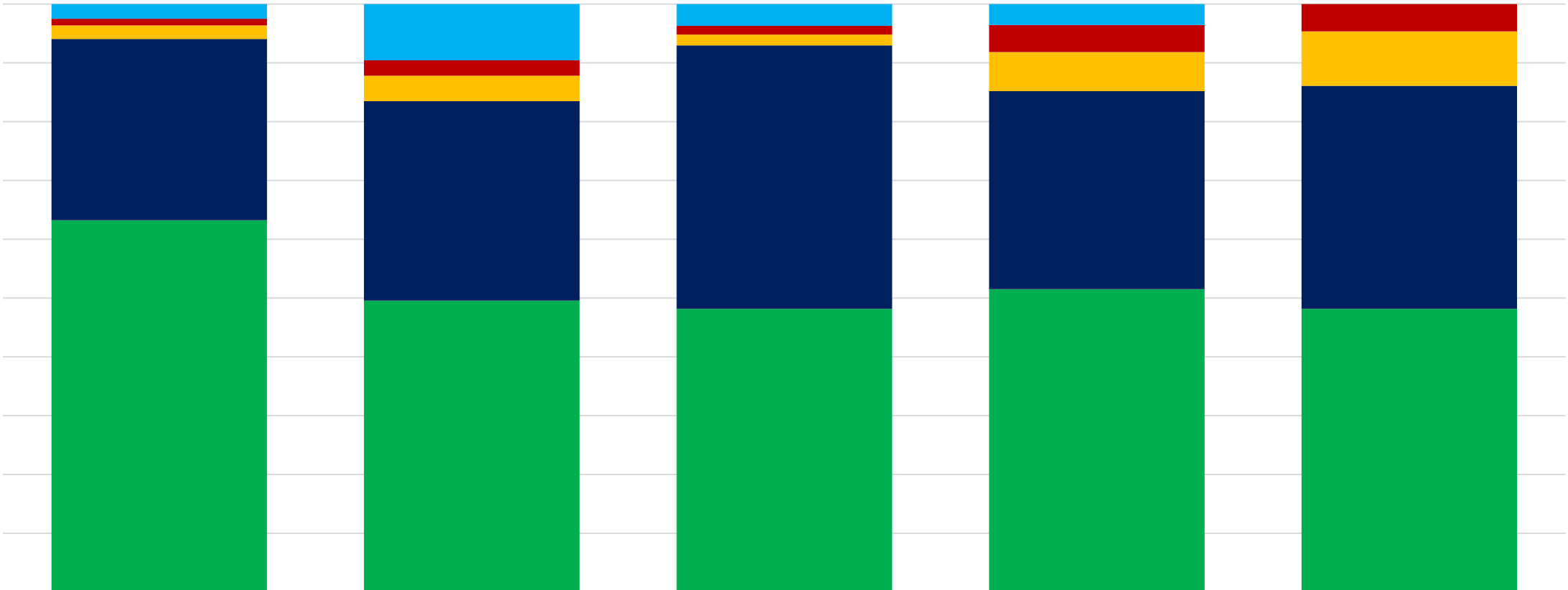
	Christianity	Islam	Traditional	Others	Non-religious
Others	5%	3%	4%	11%	8%
Bediako	3%	2%	5%	6%	7%
Alan	6%	3%	8%	7%	11%
Bawumia	37%	34%	43%	30%	36%
Iddrisu	50%	58%	41%	46%	39%

Haruna Iddrisu v Dr Mahamudu Bawumia-Christian Denominations



	Catholic	Methodist	Presbyterian	Anglican	Pentecostal	Charismatic	Others	SDA	Jehovah Witness
Others	6%	4%	4%	3%	5%	4%	9%	7%	11%
Bediako	2%	3%	2%	3%	3%	2%	8%	9%	0%
Alan	7%	4%	4%	12%	5%	4%	8%	8%	0%
Bawumia	28%	43%	41%	39%	30%	43%	34%	42%	44%
Iddrisu	56%	45%	49%	44%	56%	47%	42%	34%	44%

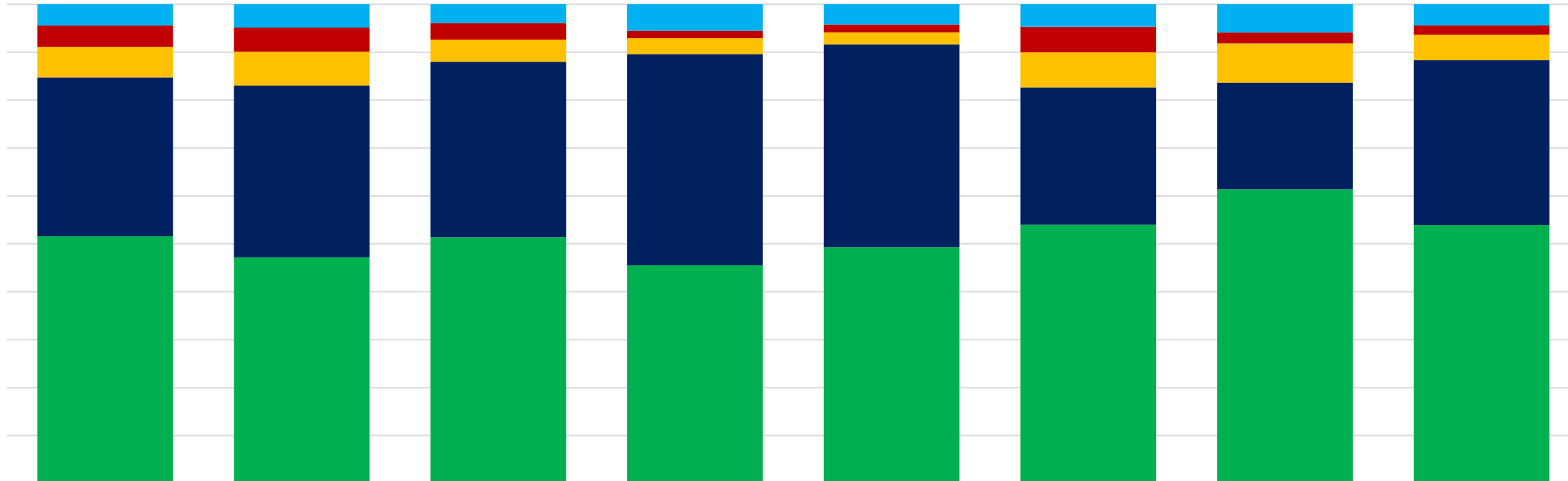
Haruna Iddrisu v Dr Mahamudu Bawumia-Islamic Sects



	Sunnah	Shia	Tijaniyya	Ahmadiyya	Others
Others	3%	10%	4%	4%	0%
Bediako	1%	3%	1%	5%	5%
Alan	2%	4%	2%	7%	9%
Bawumia	31%	34%	45%	34%	38%
Iddrisu	63%	50%	48%	52%	48%

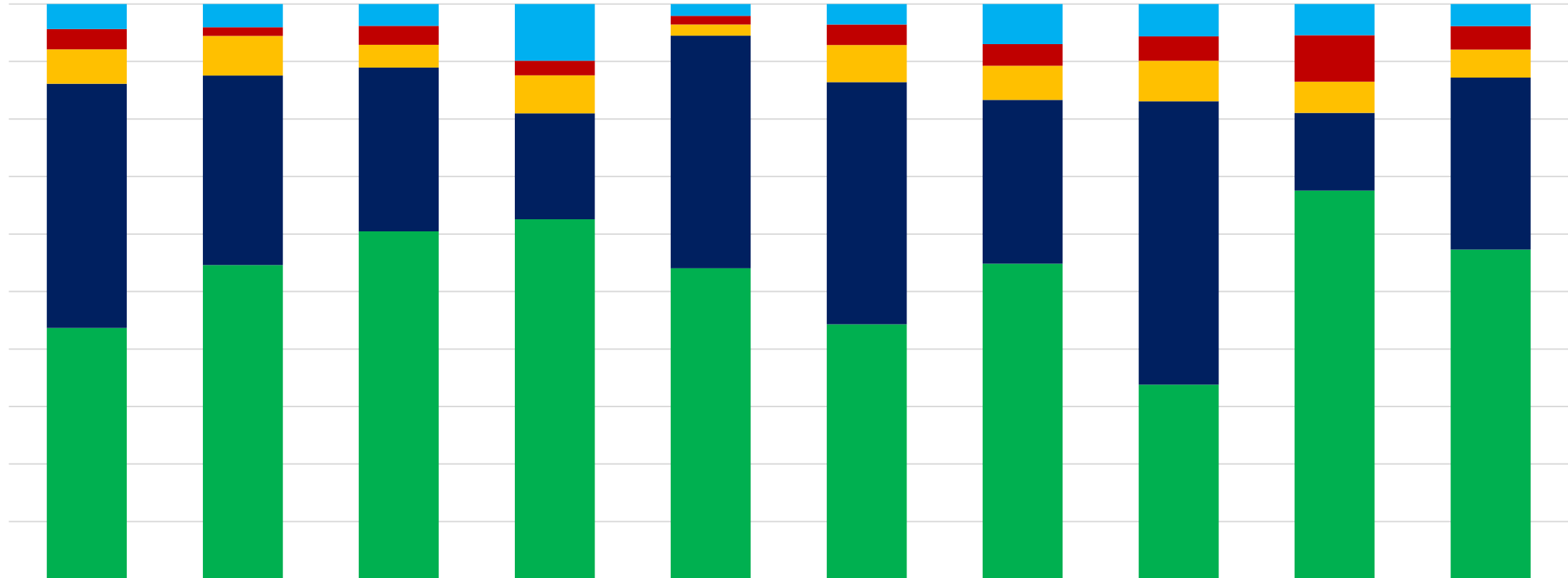
Haruna Iddrisu v Dr Mahamudu Bawumia-Ethnicity

Haruna Iddrisu v Mahamudu Bawumia-2028 - Income Level



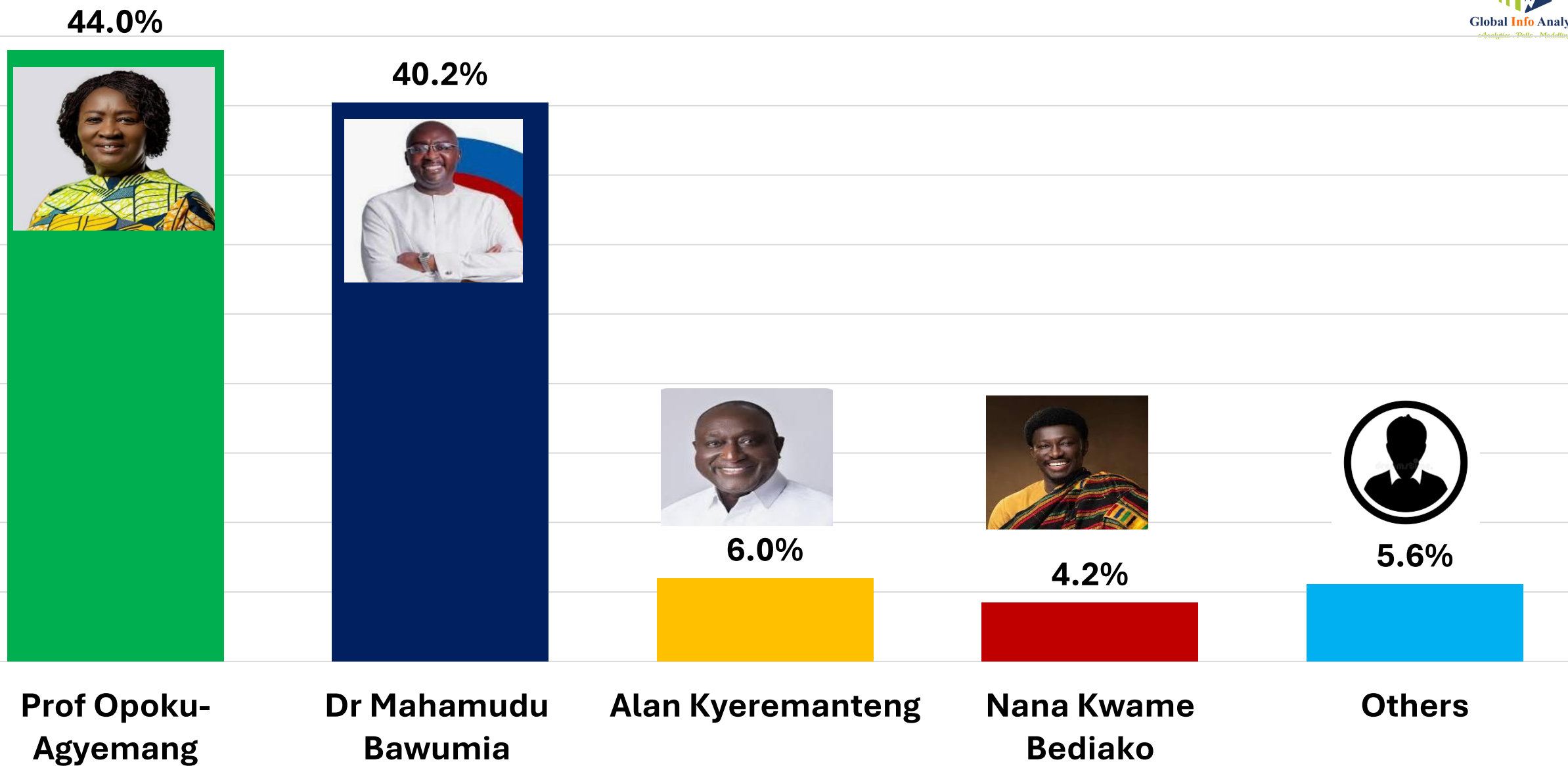
	No Income	Less than 10,000	10,000-29,999	30,000-49,999	50,000-69,999	70,000-99,999	100,000 or more	Not Disclosed
Others	4%	5%	4%	6%	4%	5%	6%	4%
Bediako	4%	5%	3%	2%	2%	5%	2%	2%
Alan	6%	7%	5%	3%	3%	7%	8%	5%
Bawumia	33%	36%	37%	44%	42%	29%	22%	34%
Iddrisu	52%	47%	51%	46%	49%	54%	61%	54%

Haruna Iddrisu v Dr Mahamudu Bawumia-Income Level

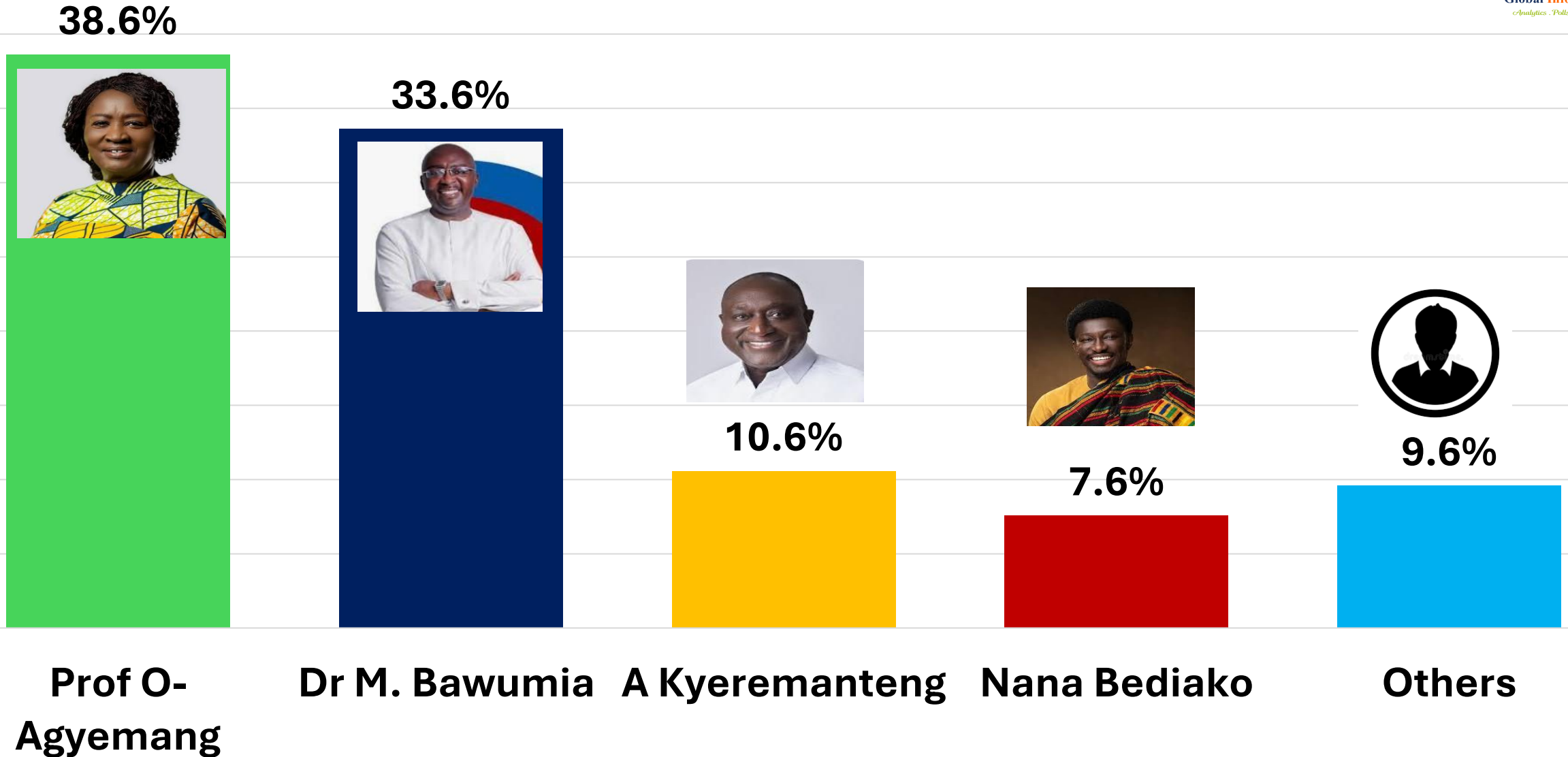


	Akan	Guan	Ga-Adangme	Ewe	Mole-Dagbani	Gurma	Grusi	Mande	Gur	Others
Others	4%	4%	4%	10%	2%	4%	7%	6%	5%	4%
Bediako	4%	2%	3%	3%	2%	4%	4%	4%	8%	4%
Alan	6%	7%	4%	7%	2%	6%	6%	7%	5%	5%
Bawumia	42%	33%	29%	18%	40%	42%	28%	49%	14%	30%
Iddrisu	44%	55%	60%	63%	54%	44%	55%	34%	68%	57%

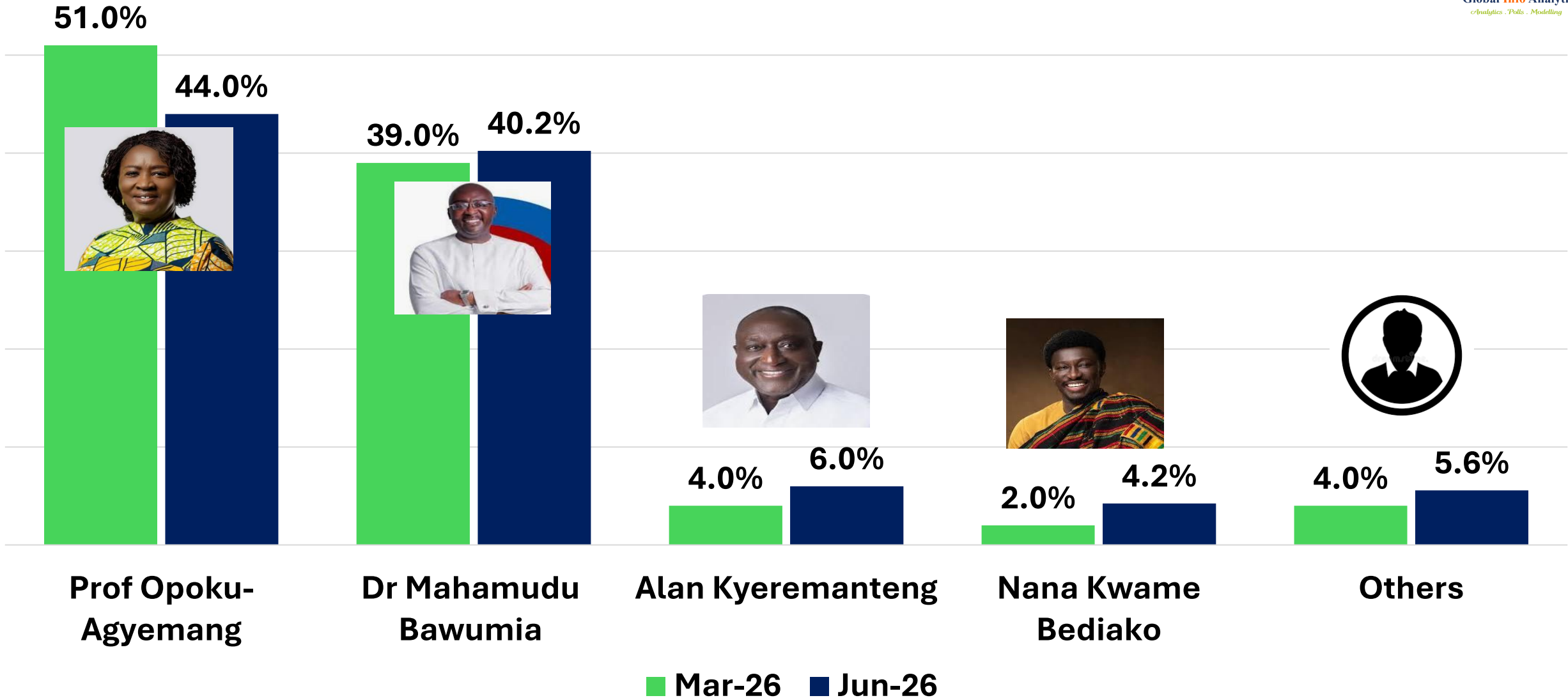
Prof Opoku-Agyemang v Dr Mahamudu Bawumia




Prof. Opoku-Agyemang v Dr Mahamudu Bawumia




Naana Opoku-Agyemang v Dr Mahamudu Bawumia-Changes



Naana Opoku-Agyemang v Dr Mahamudu Bawumia-Changes

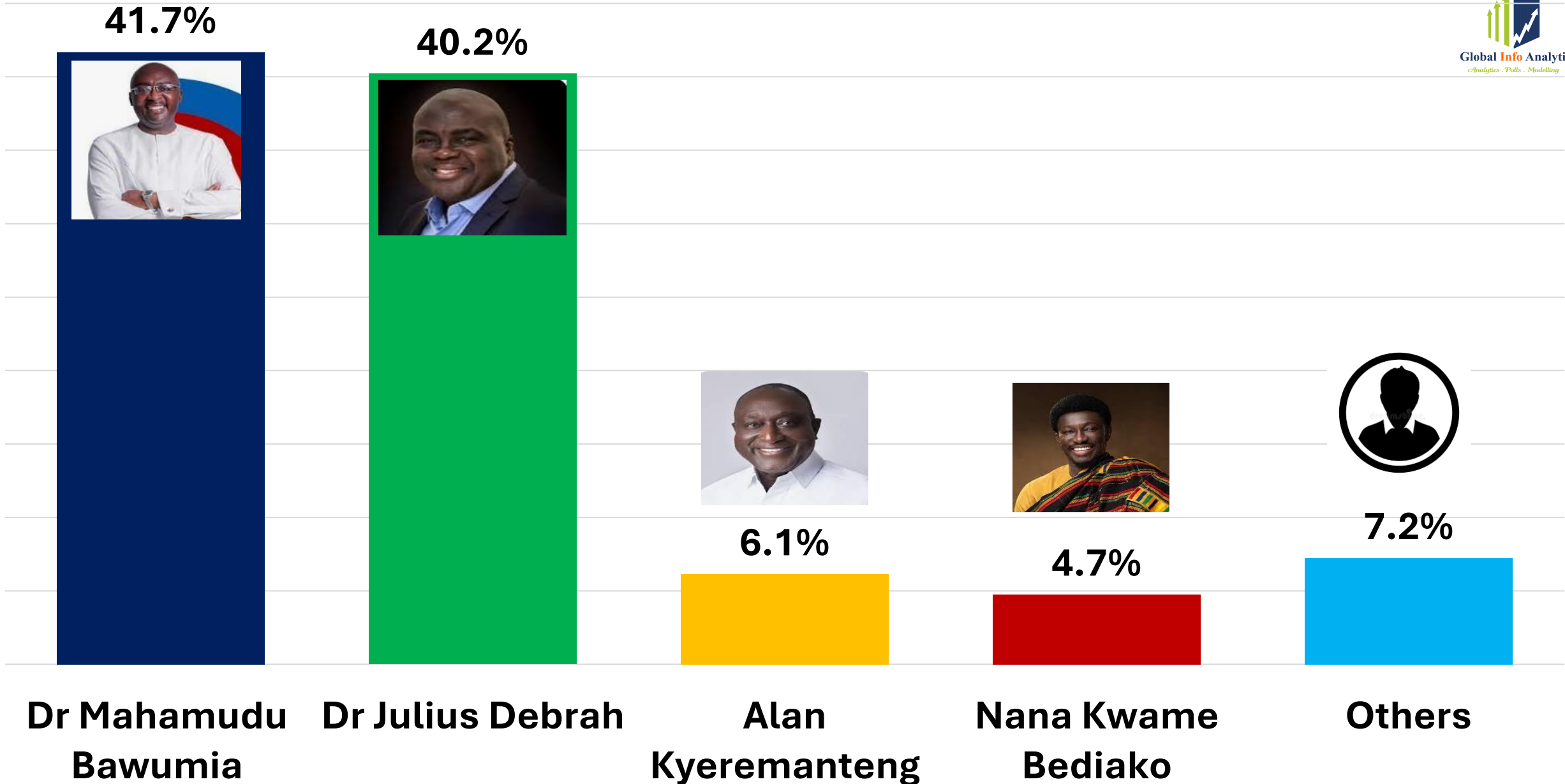
	Mar-26	Jun-26	Change
Prof Opoku-Agyemang	51.0%	44.0%	-7.0%
Dr Mahamudu Bawumia	39.0%	40.2%	1.2%
Alan Kyeremanteng	4.0%	6.0%	2.0%
Nana Kwame Bediako	2.0%	4.2%	2.2%
Others	4.0%	5.6%	1.6%
 Global Info Analytics <small>Analytics · Polls · Modelling</small>	100%	100%	0%

Opoku-Agyemang v Dr Mahamudu Bawumia-Regional Blocs

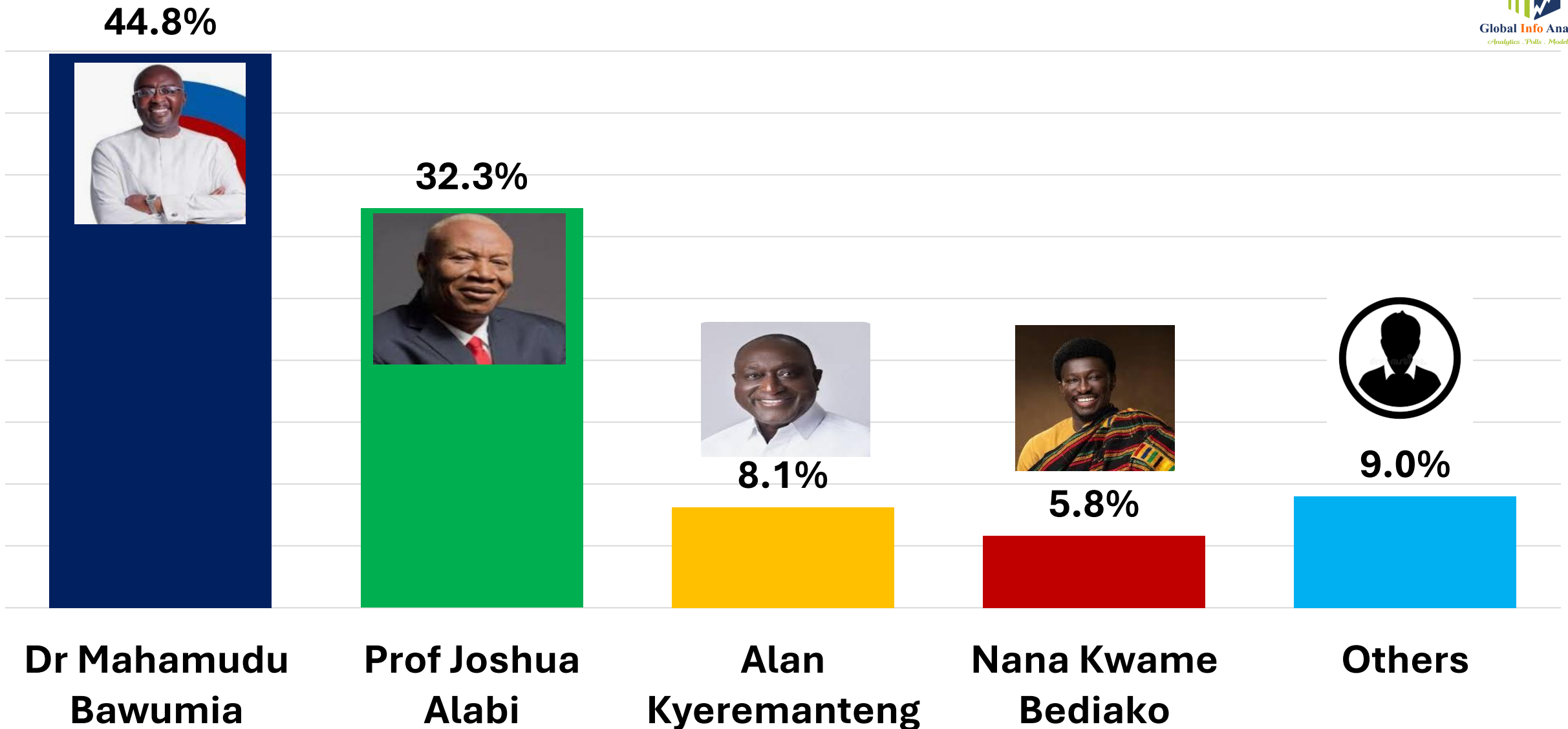


	Swing	Akan	Volta-Oti	Northern
Others	4%	7%	13%	2%
Nana Kwame Bediako	4%	6%	6%	4%
Alan Kyeremanteng	2%	9%	7%	3%
Dr Mahamudu Bawumia	40%	48%	18%	42%
Prof Opoku-Agyemang	51%	30%	56%	49%

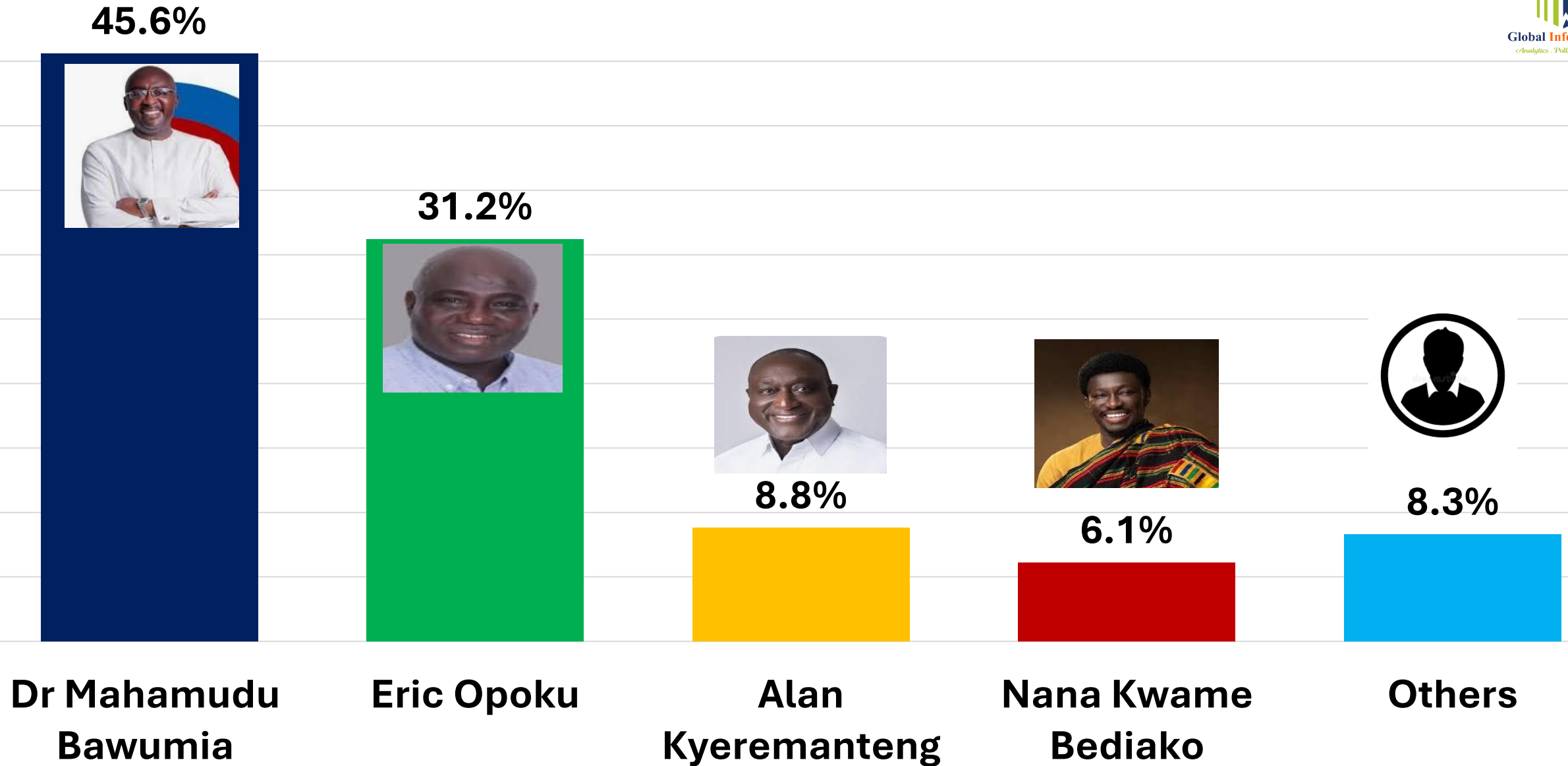
Julius Debrah v Dr Mahamudu Bawumia



Joshua Alabi v Dr Mahamudu Bawumia



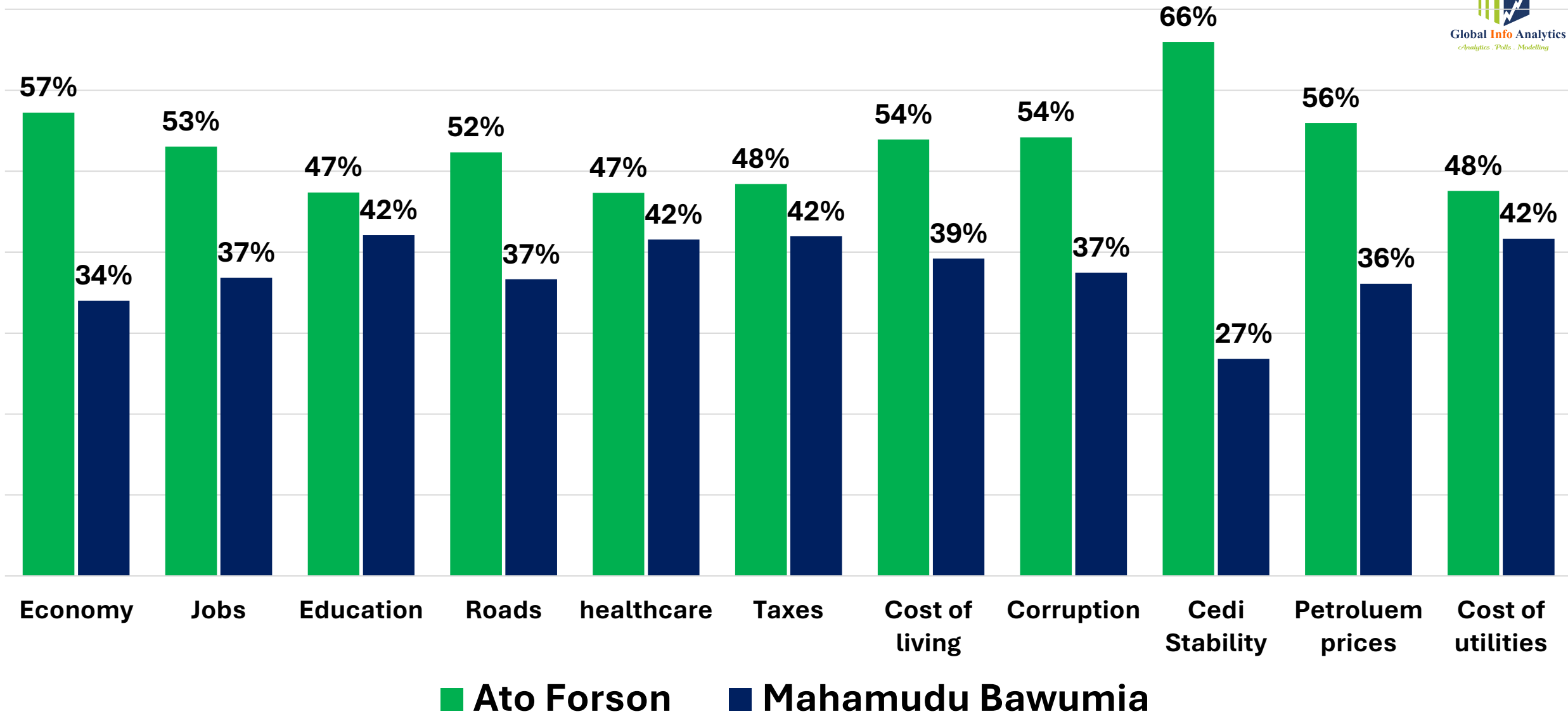
Eric Opoku v Dr Mahamudu Bawumia



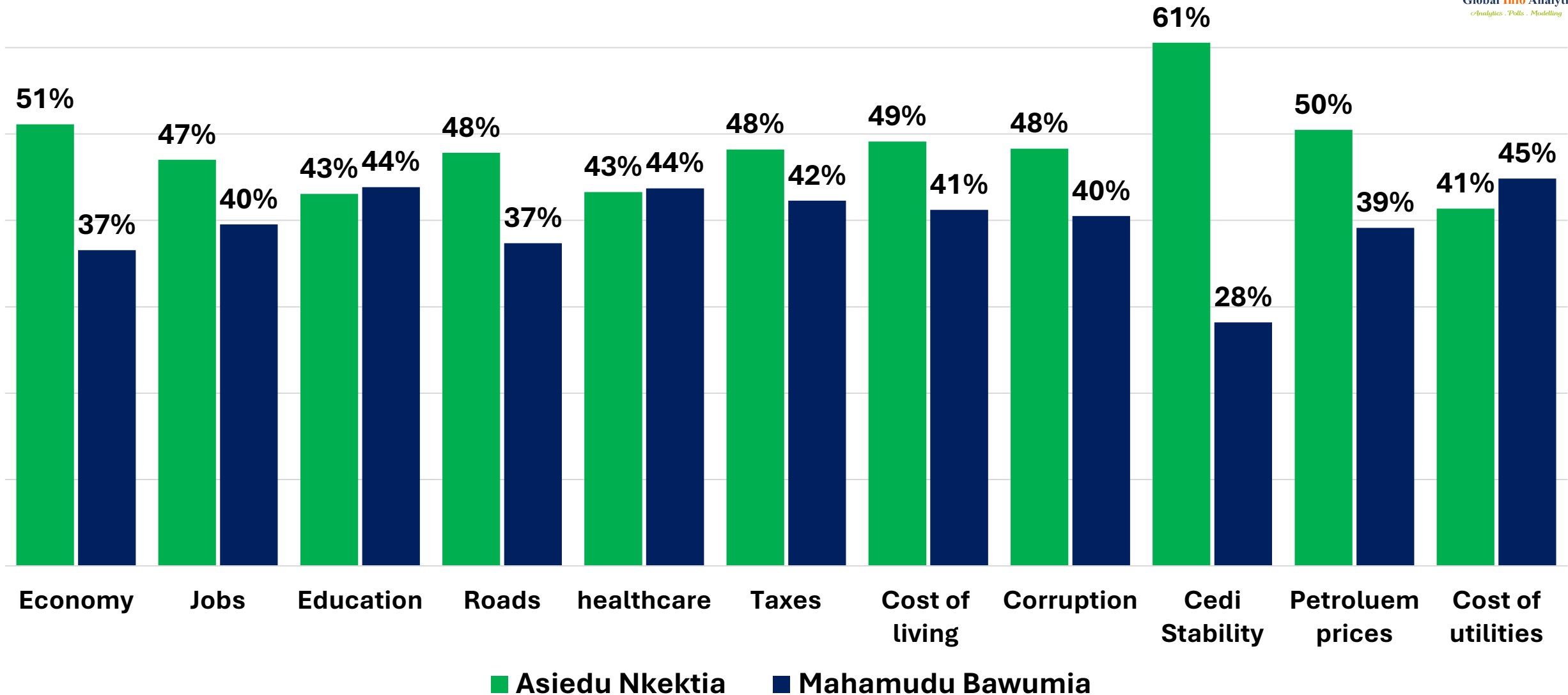
NDC Frontrunners v Dr Bawumia – Key Issues



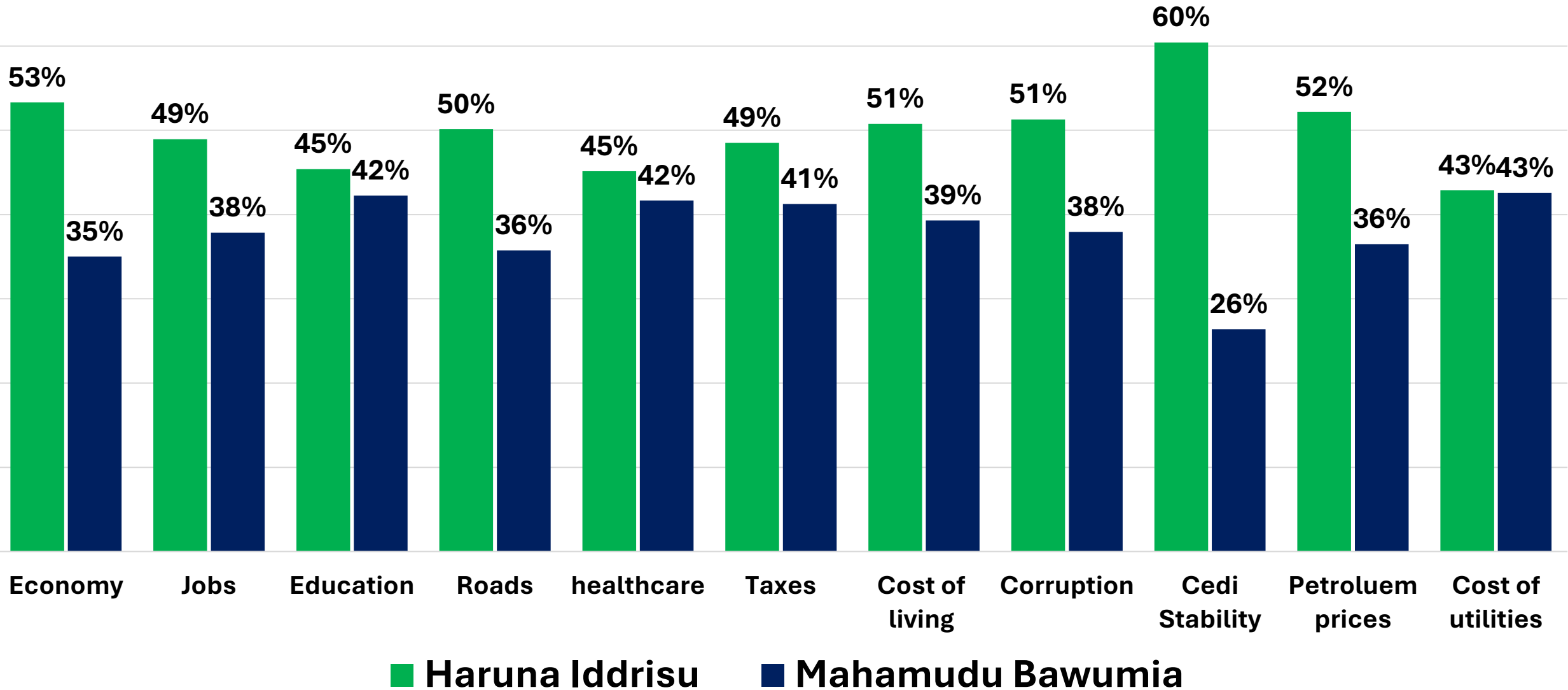
Ato Forson v Dr Bawumia – Key Issues



Asiedu Nketia v Dr Bawumia – Key Issues



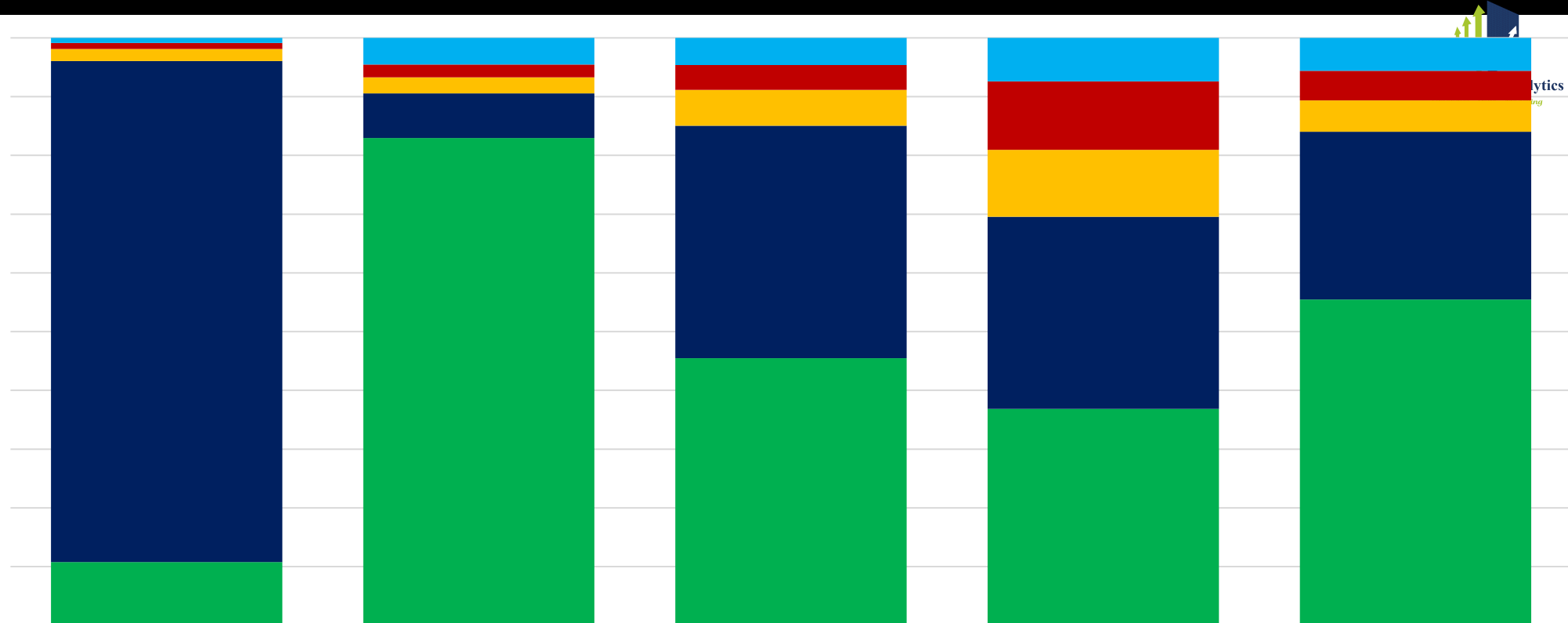
Haruna Iddrisu v Dr Bawumia – Key Issues



2028 General Election-Party Affiliation

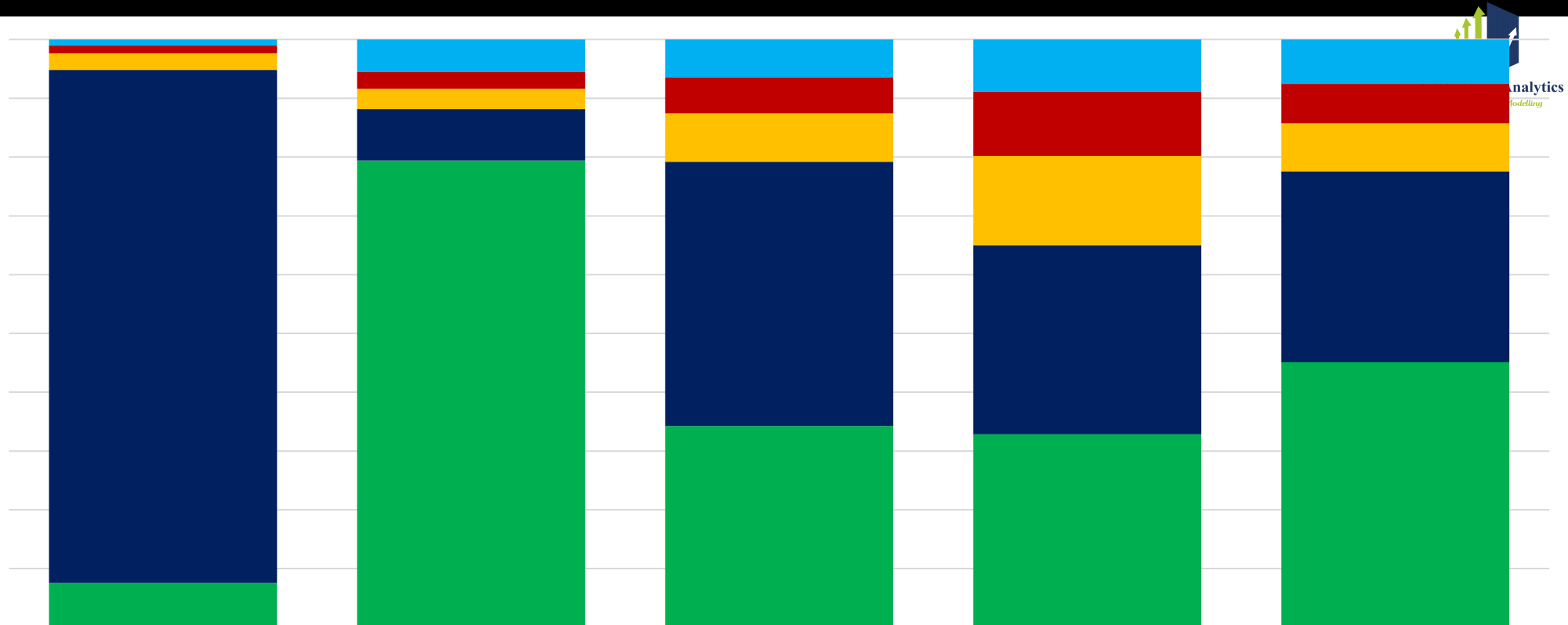


Ato Forson v Dr Bawumia



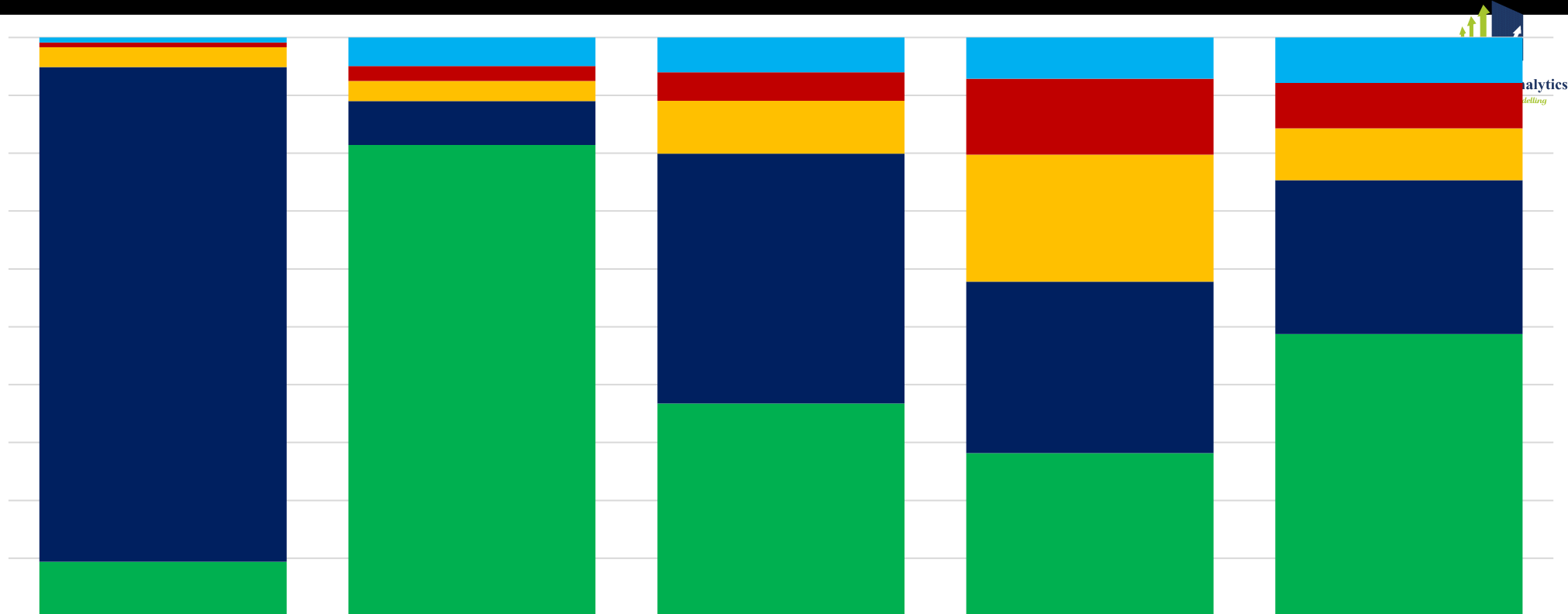
	NPP	NDC	Floating Voters	Others	Not Disclose
Others	1%	5%	5%	7%	6%
Kwame Bediako	1%	2%	4%	12%	5%
A Kyeremanteng	2%	3%	6%	11%	5%
Dr M. Bawumia	85%	8%	40%	33%	29%
Dr Ato Forson	11%	83%	45%	37%	55%

Asiedu Nketia v Dr Bawumia



	NPP	NDC	Floating Voters	Others	Not Disclose
Others	1%	5%	6%	9%	8%
Kwame Bediako	1%	3%	6%	11%	7%
A Kyeremanteng	3%	3%	8%	15%	8%
Dr M. Bawumia	87%	9%	45%	32%	32%
Asiedu Nketia	8%	79%	34%	33%	45%

Haruna Iddrisu v Dr Bawumia



	NPP	NDC	Floating Voters	Others	Not Disclose
Others	1%	5%	6%	7%	8%
Kwame Bediako	1%	3%	5%	13%	8%
A Kyeremanteng	3%	3%	9%	22%	9%
Dr M. Bawumia	85%	8%	43%	30%	27%
Haruna Iddrisu	9%	81%	37%	28%	49%

2028 General Election-Ethnicity



NDC Front runners v Dr Bawumia -Ethnicity



	Akan	Guan	Ga- Adangme	Ewe	Mole- Dagbani	Gurma	Grusi	Mande	Gur	Others
Ato Forson	48%	56%	61%	69%	41%	48%	51%	39%	29%	53%
M. Bawumia	44%	34%	34%	18%	49%	40%	34%	49%	41%	35%
Asiedu Nketia	42%	52%	57%	67%	35%	40%	45%	25%	35%	49%
M. Bawumia	46%	38%	34%	17%	51%	47%	37%	61%	35%	36%
H. Iddrisu	41%	54%	57%	64%	50%	43%	52%	33%	41%	55%
M. Bawumia	46%	35%	33%	19%	44%	44%	32%	51%	29%	32%
Opoku-Agyemang	36%	52%	57%	63%	42%	31%	41%	25%	24%	48%
M. Bawumia	47%	37%	33%	20%	48%	59%	36%	54%	47%	37%

2024 General Election Re-run



2024 Election Re-Run- June 2026 Poll

63.3%



John Mahama

34.4%



Dr Bawumia

2.3%



Others

2024 Election Re-Run- Voters who did not vote in 2024

56.7%



JDM

35.3%



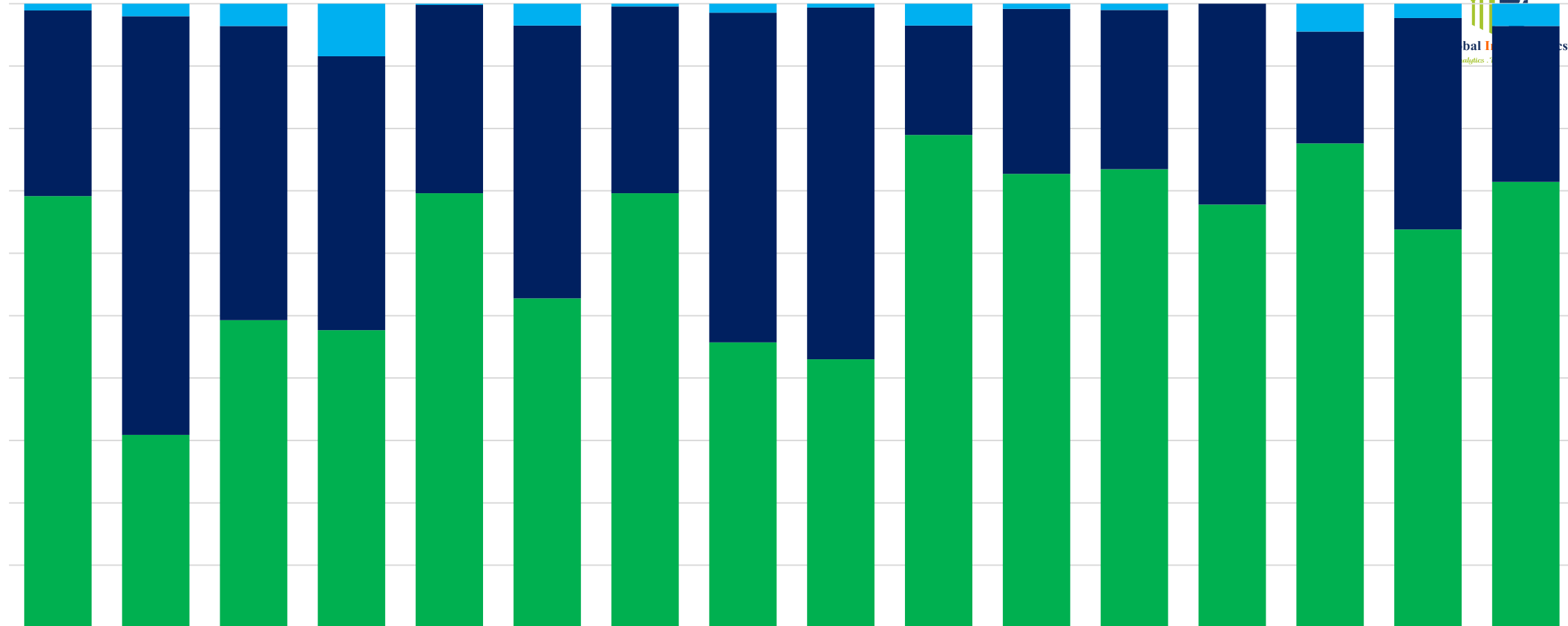
DMB

9.0%



Others

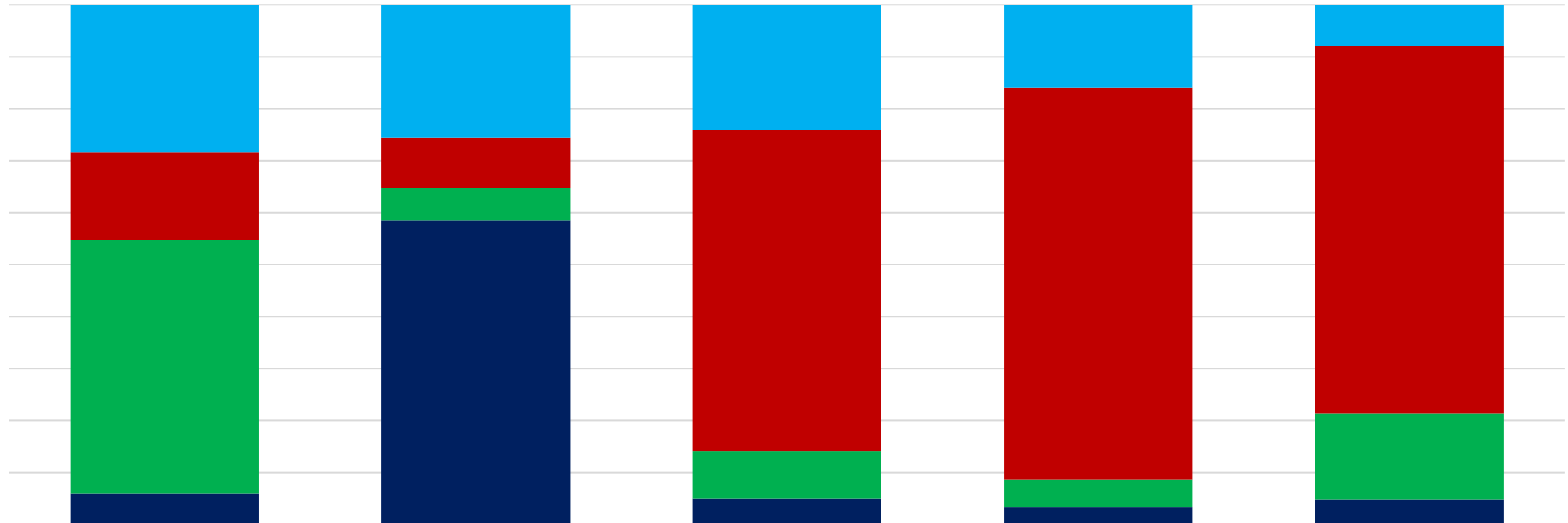
2024 Election Re-Run - Regions



	AHR	AR	BR	BER	CR	ER	GAR	NER	NR	OR	SR	UER	UWR	VR	WR	WNR
Others	1%	2%	4%	8%	0%	3%	0%	1%	1%	4%	1%	1%	0%	4%	2%	4%
DMB	30%	67%	47%	44%	30%	44%	30%	53%	56%	18%	26%	26%	32%	18%	34%	25%
JDM	69%	31%	49%	48%	70%	53%	70%	46%	43%	79%	73%	73%	68%	78%	64%	71%

How 2024 voters and those who did not vote intend to vote in the 2028 Elections

2024 Election Re-Run-Ato Forson v M. Bawumia



Ato Forson

M. Bawumia

**A.
Kyeremanten**

**Kwame
Bediako**

Others

I did not vote

48%

38%

7%

5%

2%

Others

29%

14%

19%

23%

15%

JDM

83%

9%

3%

2%

4%

DMB

10%


86%

2%

1%

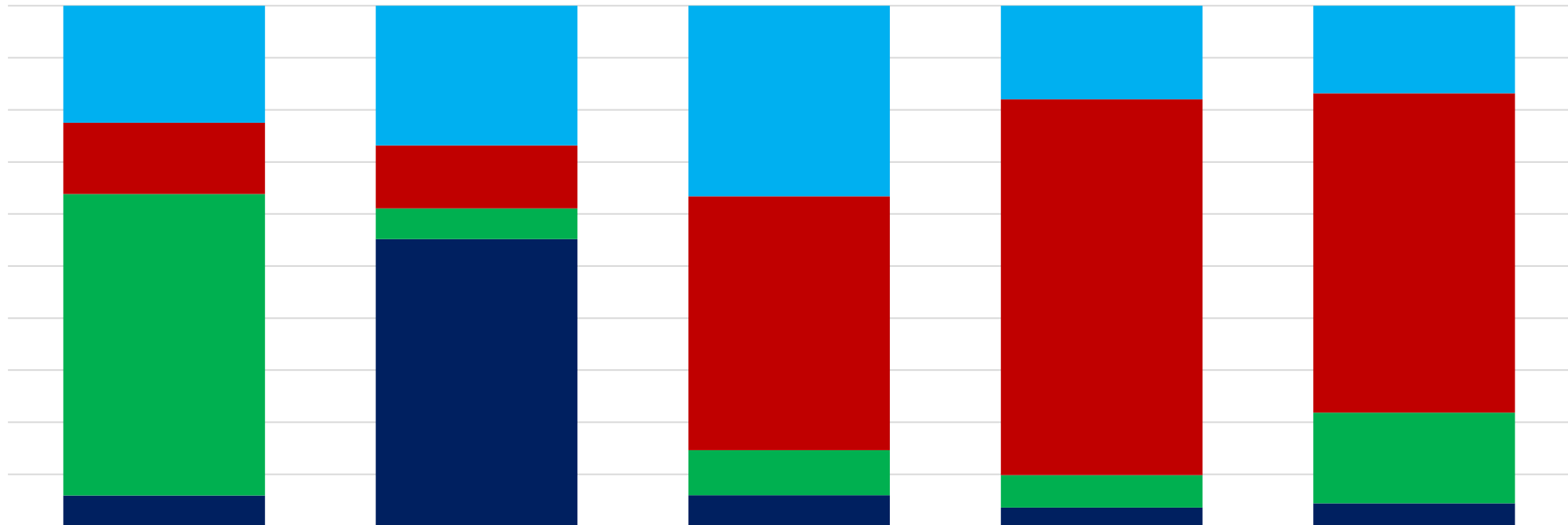
1%

2024 Election Re-Run-Asiedu Nketia v M. Bawumia



	Asiedu Nketia	M. Bawumia	A. Kyeremanten	Kwame Bediako	Others
I did not vote	33%	47%	10%	6%	5%
Others	19%	19%	18%	25%	19%
JDM	78%	11%	4%	3%	5%
DMB	7%	88%	3%	1%	1%

2024 Election Re-Run-Haruna Iddrisu M. Bawumia



Haruna Iddrisu

M. Bawumia

A. Kyeremanten

Kwame Bediako

Others

I did not vote

31%

42%

16%

7%

4%

Others

19%

19%

21%

26%

14%

JDM

81%

9%

4%

2%

4%

DMB

8%

87%

3%

1%

1%



**Mr Mussa K. Dankwah, MSc. FCCA DipIFR, MCISI, AIRM, APMP
Executive Director, Pollster & Strategist**

Contact: +233 541 222 634

Emails: m.dankwah@globalinfoanalytics.com

<http://globalinfoanalytics.com>

LinkedIn: <https://www.linkedin.com/in/mussa-dankwah-72797048/>

Other contacts

Dr Eugene Kumi Arhin: 0209049875/0243007695

Sal Nsiah: 024 430 4837

Eugene Boakye: 054 975 2016